



Oldbury Observer Autumn 2024 Edition

4

Mr Irving's Comment

Thank you for enabling our children to raise money for Macmillan Cancer Support - it was lovely to see our children arriving in green, acting as a community for such a worthwhile cause. Particular thanks to the the Year 5 children and staff who hosted their families for a Macmillan coffee morning - it was lovely to see everyone come together, celebrating the value of charity and enjoying being in each others company.

It has been wonderful to see the pd@oldburypark.worcs.sch.uk inbox filling up with emailed photos of your children in their various kits, uniforms or holding props to represent the teams/clubs to which they belong. A reminder that we are keen to hear more about your children's interest and pursuits out of school to celebrate them as a 'whole child' and also to inform our work on personal development. If you are yet to send us a photo then please put it on your list for this weekend.

The start to the school day is so important: please support your child in getting to school between 8:30 and 8:45am. Parents with pupils walking to school by themselves are asked to ensure they are not arriving before 8:30am as this is too early for them to be arriving unsupervised when the gate is not yet open.

Now that clubs are running after school, the pupil gate may sometimes remain open until 4:30pm or later - those leaving scooters or bikes on site are reminded that they do so at their own risk.

This week we hosted a large number of trainee teachers who were involved in a new aspect of teacher training being offered by the University of Worcester. These students were tasked with observing effective strategies to promote and sustain positive behaviour - we were happy (but not surprised) to hear the students speaking so enthusiastically about the strategies they saw our staff using and, crucially, the positive impact these strategies were having on behaviour, teaching and learning. Thank you to Mr Williams for liaising with the university to enable this to happen.

Autumn is here - waterproof coats are a must every day. Please ensure all property is named.

Have a lovely weekend.

Community Teacher Association

Due to unforeseen circumstances, we are unable to offer a community event as planned for Friday 4th October. I am, however, happy to share with you that plans are already underway for a host of fun events to bring our community together and to raise funds for our school this year. We are already looking forward to the Christmas Fayre, have a magic show booked for Reception/Key Stage 1, plans for a Key Stage 2 talent show and discos. Events such as these are only possible if we have volunteers from within our school community to match the efforts of staff. There is a small, dedicated core of CTA members who would love to give a warm welcome to some new members. If you are able, please join us for a cup of tea and some insight into being part of our CTA at 2:30pm on Tuesday 8th October. Those of you unable to join us will soon be able to use an online signing up tool to volunteer for the Christmas Fayre.

Please be assured, items already donated for the Autumn Fayre, will be put to good use at the Christmas event.

ASDA Cashpot

Asda Cashpot - until 30th November, there is an easy and potentially valuable way for everyone in our community to raise funds for our school. We encourage everyone in our community to follow these 3 steps:

1. Download the Asda rewards app, register and opt in to Cashpot for Schools
2. Choose Oldbury Park Primary School
3. Shop instore or online and 0.5% of your shop will automatically be allocated to our school

Please make friends and family aware of this initiative so that we can attract additional funding, which we would like to invest in musical instruments for all of our pupils to access.

Term Dates

2024-2025 Term Dates

Autumn Term 2024

STAFF TRAINING DAY	Monday 2nd September 2024
STAFF TRAINING DAY (Trust)	Tuesday 3rd September 2024
TERM STARTS	Wednesday 4th September 2024
HALF TERM	Monday 28th October 2024 – Friday 1st November 2024
STAFF TRAINING DAY	Friday 22nd November 2024
TERM ENDS	Friday 20th December 2024

Spring Term 2025

STAFF TRAINING DAY (Trust)	Monday 6th January 2025
TERM STARTS	Tuesday 7th January 2025
HALF TERM	Monday 17th February 2025 – Friday 21st February 2025
TERM ENDS	Friday 11th April 2025

Summer Term 2025

TERM STARTS	Monday 28th April 2025
STAFF TRAINING DAY	Friday 23rd May 2025
HALF TERM	Monday 26th May 2025 – Friday 30th May 2025
TERM ENDS	Friday 18th July 2025
STAFF TRAINING DAY	Monday 21st July 2025

Notes:

The 2024/25 Staff Training Days may be subject to change.

School Dates

27th September - Year 5 Coffee Morning 9:00am-10:00am

27th September - Wear It Green Day

7th October - Year 3 trip to Lower Smite Farm

10th October - Mental health day: wear a yellow accessory and school uniform (no donations needed)

15th October - Year 2 trip to Dudley Zoo

19th October - Open morning 10am - 12

Are you interested in becoming a teacher?



The poster features the Teach Central logo (Formerly RSAA Teaching School Alliance) and a lightbulb icon with puzzle pieces. It includes two QR codes: one for the website and one for applications. Text boxes provide details on school experience, application dates (2025/26), and contact information. A 'Teaching' logo with a checkmark and the text 'Search: Get Into Teaching' is also present. The bottom right corner features the Central Region Schools Trust logo, founded by the RSA.

Teach Central
Formerly RSAA Teaching School Alliance

We can offer School Experience

Interested in teaching? We have availability on our courses across Secondary and Primary phases, we offer a bespoke training programme and multi tiered support, get in touch to find out more..

Visit our Website

Applications for 2025/26 open on 8th October, courses can be viewed from 1st October.

Apply here

For more information, please contact - twilson@crst.org.uk

In collaboration with **Teaching** ✓
Search: Get Into Teaching

We have availability in our schools across Dudley, Sandwell, Birmingham, Redditch & Worcester

SOCIAL JUSTICE THROUGH EXCEPTIONAL SCHOOLS

<https://centralregionschoolstrust.co.uk/teach-central/>

Central Region Schools Trust
Founded by the RSA

Attendance Update

Last week, I reported an impressive start to the school year in terms of school attendance and I am pleased to say that this has been sustained throughout this week, with whole school attendance at 96.6%. An increase of 2.5% on last year is a considerable one.

It is worth noting that children who are in late (after the register) are marked as absent.

It has not gone unnoticed that numerous families are making an incredible effort to ensure their children are in school on time each morning. Not only does this help improve our school attendance figure, but, more importantly, it helps your children and their educational and social development.

Thank you to all of our families for working together to ensure the children are in school on time and every day they possible can be.

Vacancy

Part Time Cleaner

Scale 1 Point 2 - £11.59 per hour

2hrs 45mins Monday to Friday (13hrs 45mins per week) between the hours of 3.00 pm and 6.30pm

Additional training days as required and stand down cleaning hours during the holidays

No experience necessary as training will be given

If you are interested, please pop into the School Office for an Application Form, Job Description and Person Specification, or if you would like to have a chat about the role, please do not hesitate to call 01905 424878 and ask for Ms Fortnam or Mr Davies

Oldbury Park OPEN DAY



Oldbury Park
Primary School

Join us for our annual

Open Day

Saturday 19th October
10am - 12pm

Entry via the pupil entrance on
Oldbury Road, WR2 6AA

Enquiries: 01905 424878

Weekly Online Safety Update: Managing Conflict



Acorn Room - plea for supplies

The Acorn Room, which is run by one of our Achievement Assistants, Mrs Ricketts, offers a lunchtime provision for invited children who need a nurturing alternative to the playground in key stage 2. Mrs Ricketts has created a safe and supportive environment where the children are able to play quietly, socialise with friends and carry out creative activities such as art.

The children have put together a wish list of resources which would help to make this excellent provision even better. If you are able to help by donating anything from the list below (used items you no longer need), the children and Mrs Ricketts would be very grateful. Please deliver any donations to the office.


- Art and craft items
- Jigsaws (years 6+)
- Quiet games (board and card games)
- Dolls house, dolls house equipment

Reception

Colour Monster

This week we have explored our emotions using the text *The Colour Monster*. We have shared times when we have felt fear or sadness and strategies that have helped cheer us up, and also shared times we have felt happy, calm and loved and what made us feel that way. It has also helped us introduce the concept of 'trusted adults' within school and how children can get support when they are feeling big emotions.









Handwashing

With lots of runny noses around, we have also learnt about how to wash our hands properly using this catchy tune to help <https://www.youtube.com/watch?v=S9VjeiWLnEg>. We have had discussions surrounding why it is important to wash our hands and learnt about when it is a good idea, such as after going to the toilet, before eating and after playing outside. We then had a go at sequencing the pictures for how to wash our hands effectively and put our new skills into practice.

The children are now expert handwashers!









Year 1

Maths

Over the last few weeks in our Maths learning we have been learning how to use tens frames, numicon and diennes to represent numbers up to 10 and then 20.

We have been counting accurately, checking that we say one number name for each object and then having a go at writing this numeral the correct way around.

Numbots

Well done to all of the children who have been having a go on Numbots at home. Keep this up!
Please remember that your log-in and password are in the front of your reading diary.

Forest School

Now that the weather is getting wetter we will often be wearing waterproof suits to forest school. If your child has their own suit or waterproof trousers and jacket at home and they would like to bring this to school on their forest school day they are very welcome to. Please make sure that it is named.

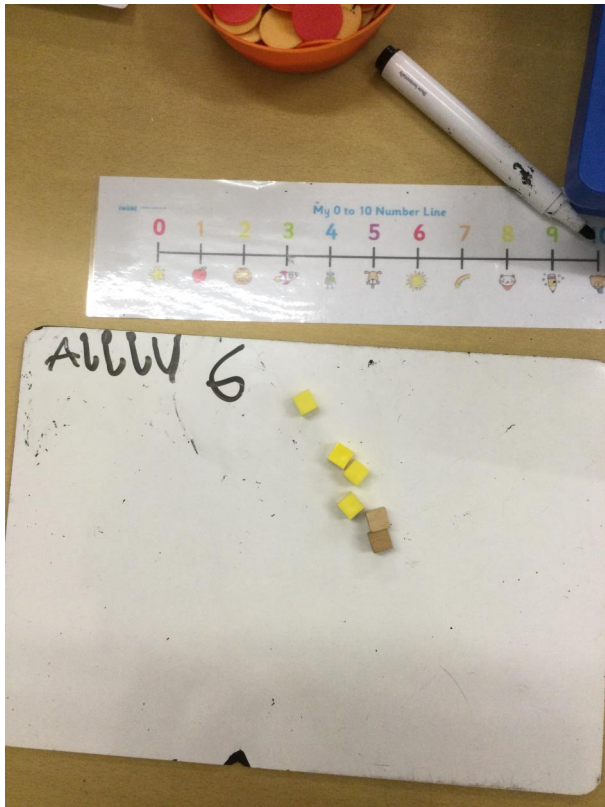

We do have waterproof suits in school that the children can wear.



Macmillan Cancer Support

Thank you to everyone for supporting Macmillan Cancer Support today by wearing green and bringing in a donation.

Thank you








2	3	4	5	6	7	8	9	10
12	13	14	15	16	17	18	19	20
22	23	24	25	26	27	28	29	30
32	33	34	35	36	37	38	39	40
42	43	44	45	46	47	48	49	50

Victoria


27





1	2	3	4	5	6	7	8	9	10
11	12	13	14	15	16	17	18	19	20
21	22	23	24	25	26	27	28	29	30
31	32	33	34	35	36	37	38	39	40
41	42	43	44	45	46	47	48	49	50
51	52	53	54	55	56	57	58	59	60
61	62	63	64	65	66	67	68	69	70
71	72	73	74	75	76	77	78	79	80
81	82	83	84	85	86	87	88	89	90
91	92	93	94	95	96	97	98	99	100


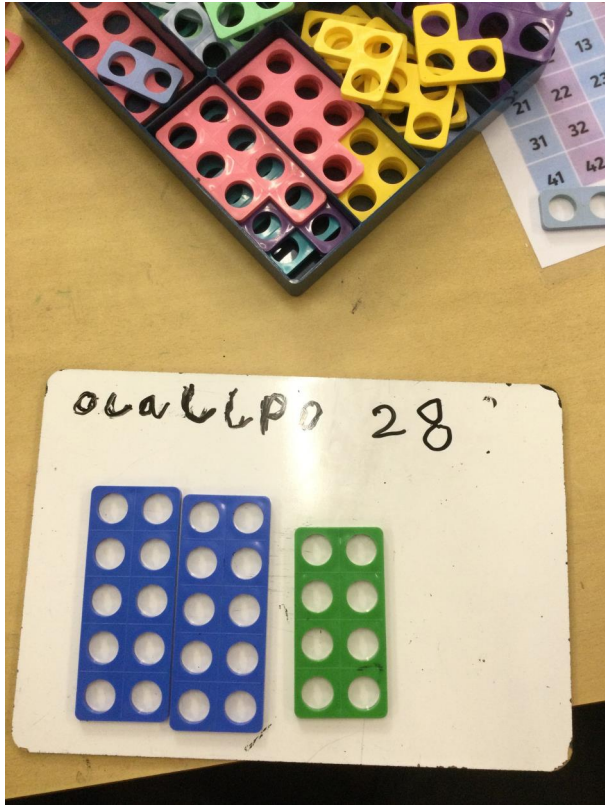
Luca

49






1	2
11	12
21	22
31	32
41	42
51	52
61	62
71	72
81	82
91	92




Year 19

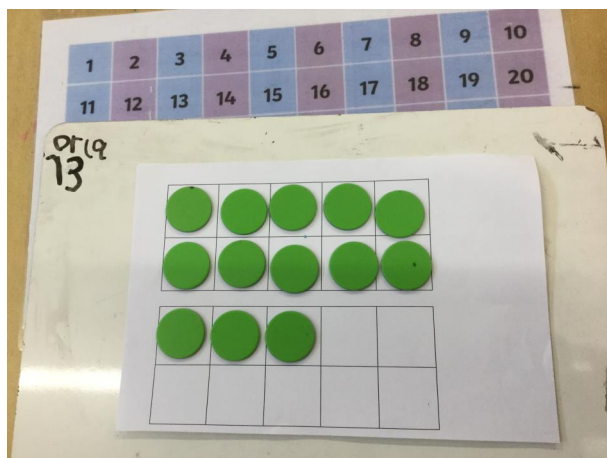






1	2	3	4	5	6	7	8	9	10
11	12	13	14	15	16	17	18	19	20

3	4	5	6	7	8	9	10
13	14	15	16	17	18	19	20
23	24	25	26	27	28	29	30
33	34	35	36	37	38	39	40
43	44	45	46	47	48	49	50

Phineas 20








Year 2

An exciting week where we are learning to use world maps and atlases: we have brand new ones in school and we were the first to use them, the children found them fascinating, as you can see. We used them and the class globe to identify the United Kingdom as well as recapping the seven continents of the world (quick quiz) and identifying where the rainforests are and what they are and which animals live there- we did find a very large one in Brazil! We have also discussed The Equator and its importance of its location.

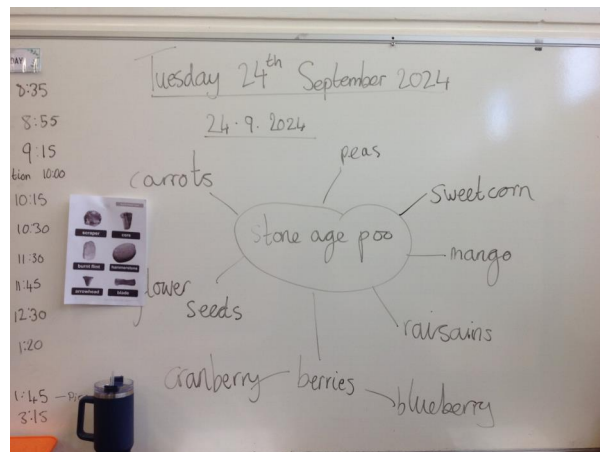
A reminder the Emerald class have Forest School on Monday and please send in any stray permission slips for our trip to Dudley Zoo.







Year 3



In Year 3 this week we have been finishing our History topic of the Stone Age. We became archaeologists and had a look through Stone Age poo to see if we could find out what people from the Stone Age ate! We also looked at the tools people from the Stone Age would have used and created our own out of soap. We finished this topic by making comparisons between the Palaeolithic, Mesolithic and Neolithic times, to see how the Stone Age people evolved.


In French the children have been learning how to greet each other in different ways. They have shown great enthusiasm when participating in both spoken and written French activities.

KNOWLEDGE ORGANISER
Year 3 Greetings and the classroom

Greetings	Greeting people	Instructions	Colours	Classroom
bonjour	bonjour monsieur	écrivez	bleu	une table
bonsoir	bonjour madame	répétez	blanc	une chaise
non	bonjour mademoiselle	écoutez	rouge	une fenêtre
salut		lisez	vert	une porte
coucou		regardez	orange	une gomme
au revoir				un stylo
à bientôt				un cahier
				un crayon

	salut
	bonjour
	au revoir
	à bientôt
	bonsoir









Friday 20th September
As linguists, we are learning how to greet different people

- Say a range of greetings
- Include appropriate title
- Match correct greeting to different situations


Bonjour



"Salut salut"



"Au revoir"




"Bonjour monsieur"
"Bonjour madame"

A page from a notebook with a grid header. The header contains the date 'Friday 20th September' and the text 'As linguists, we are learning how to greet different people'. Below this is a list of three bullet points: 'Say a range of greetings', 'Include appropriate title', and 'Match correct greeting to different situations'. To the right of the header is a circular logo with the word 'Bonjour'. The page is divided into three sections by photographs. The first photograph shows two people in a classroom; the person on the left is waving. Below it is the handwritten text 'Salut salut'. The second photograph shows a person on a beach waving their hand. Below it is the handwritten text 'Au revoir'. The third photograph shows two people shaking hands in a meeting. Below it are the handwritten phrases 'Bonjour monsieur' and 'Bonjour madame'.


Friday 20th September
 As linguists, we are learning how to greet different people

- Say a range of greetings
- Include appropriate title
- Match correct greeting to different situations


Bonjour



Bonjour monsieur.
 Bonjour madame.



Salut.
 Bonjour.



Coucou.
 Coucou.

Year 4

Last week, our children did a great job writing a description of the main character from our Guided Reading book, Anglo-Saxon Boy.

Building on that piece of work, this week we moved on to writing a setting description. After thinking about what an Anglo-Saxon battlefield might look, smell and feel like, the children did their 'Cool Write' on Tuesday. It is really pleasing to see how they are already putting into practice the things that we learnt when working on the character description. Over the next few lessons we will work on some more key skills, before the children pull everything together for their Hot Write.

As a reminder, we are asking children to learn 8-10 spellings, read every day at home and get some time on TT

Tuesday 24th September

COOL WRITE: Write a description of a battlefield.

Use what you know about Anglo-Saxon battlefields from the pictures you annotated yesterday and from reading Anglo-Saxon Boy together. Paint a picture with words for your reader so they can see, hear and feel what it was like to be there.



Magnus stood proudly on the crowded battle field ready to fight. The battle field was very messy and bloody. Magnus knew it was going to be hard but he still stood there bravely waiting for the enemy to come on the scary battle field.

Egfrone stood on the short and sharp grass, there were birds flying everywhere in the sky. It looked very scary. The battle field was the battle field was very loud and noisy. The battle field was very scary and it's the most sacred place in these country.

As readers, WALHT: check the accuracy of our inference about a word meaning

SC: use the sentence to help you decide the meaning
use a dictionary to find the definition



Colour each pair of synonyms

hail	appear	direction
emerge	chaos	punch
route	barrage	sight

Tuesday the 24th of September

COOL WRITE: Write a description of a battlefield.

Use what you know about Anglo-Saxon battlefields from the pictures you annotated yesterday and from reading Anglo-Saxon Boy together. Paint a picture with words for your reader so they can see, hear and feel what it was like to be there.



Magnus stood bravely on the battle field and he was ready to fight. He could see dead people and blood. The battle field was covered in brave fighters and the enemy.

Magnus stood on a blood covered battle field bravely. He is waiting bravely as his enemy ran across the spiky grass.

He could here bags, loud, screaming and noise. He could hear crashes and metal clung. He could see dead people and blood and enemy. he was holding a spear, sword, heavy metal chains and a shield.

He was brave and careful and he protected himself. He was wearing a t-shirt and trousers. he was ready to fight.

Tuesday 24th September

COOL WRITE: Write a description of a battlefield.

Use what you know about Anglo-Saxon battlefields from the pictures you annotated yesterday and from reading Anglo-Saxon Boy together. Paint a picture with words for your reader so they can see, hear and feel what it was like to be there.



Hagun stood on the bloody battlefield as it pelted with raindrops. The battlefield was covered in blood and it was so wet. The dark, gloomy clouds covered all the sky.

The battlefield was full of shouting, banging, hashing and clashing. It was very noisy.

As readers, WALHT: check the accuracy of our inference about a word meaning

SC: use the sentence to help you decide the meaning use a dictionary to find the definition



Colour each pair of synonyms

hail	appear	direction
emerge	chaos	punch
route	barrage	slight
glimpse	jab	lawlessness

Tuesday 24th September

COOL WRITE: Write a description of a battlefield.

Use what you know about Anglo-Saxon battlefields from the pictures you annotated yesterday and from reading Anglo-Saxon Boy together. Paint a picture with words for your reader so they can see, hear and feel what it was like to be there.



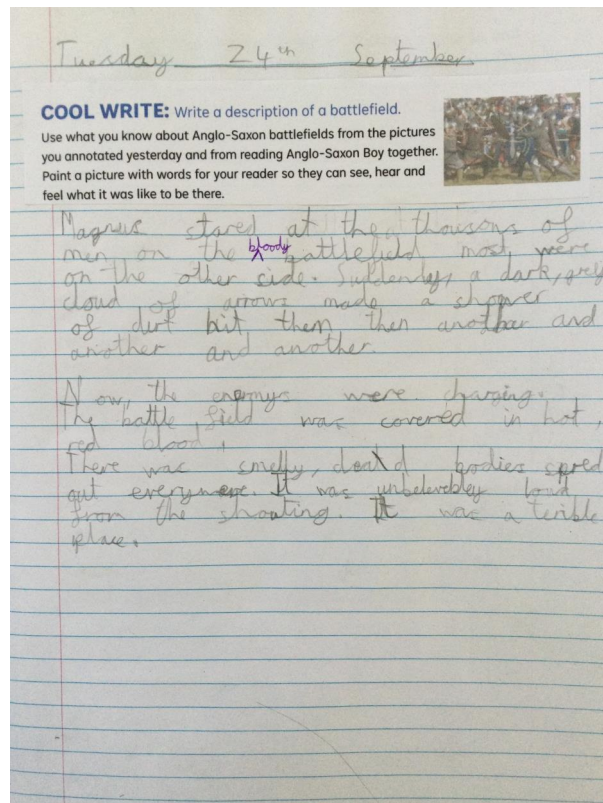
AS the battle began with a cloud of grey smoke covered the bloody ground of the dead bodies. The Anglo Saxon soldiers stood in the battle field with their shiny silver spears banging into the shields.

The soldiers could hear people screaming and charging into each other. As they pushed their axes into other people there was a chain mail shield that made people go crazy.

As readers, WALHT: check the accuracy of our inference about a word meaning

SC: use the sentence to help you decide the meaning use a dictionary to find the definition





Year 5

Year 5 have started their Geography learning the past two weeks with a focus on Map Skills and Grid References. The children have shown that they already have so much knowledge and skills from previous years. This week we focused on 4-figure grid referencing. See some photos of their work below.

Year 6

What a fantastic week it has been in year 6. It's fair to say the children really starting to find their feet at the top end of the school in terms of our routines and work they are producing.

Within maths we have been exploring the use of addition based fluency and reasoning utilising the written method as a way of solving questions using decimals and missing numbers.

In English the we have continued our work around the street child focusing the key features of character description, preparing ourselves for the hot write.

In history we started our work around the study of monarchs through history. On Wednesday we delved into William the Conqueror, creating our very own comic strip of the Battle of Hastings and learning how the Bayeux Tapestry depicts this. Have a great weekend!

Mardi le 24 Septembre

As I usually we are learning to read and write simple phrases

une boulangerie	La boulangerie est à gauche de l'école.		
une / la maison	La maison est à gauche du marché.		
un / l'appartement	La fenêtre est à droite du jardin.		
un / le jardin	L'appartement est à droite de la rue.		
une / la rue			

- La porte est à gauche du jardin.
- La piscine est à droite du marché.
- La gare est à droite de l'école.

1. The door is the left of the garden.

2. The swimming pool is to the right of the market.

3. The station is to the right of the school.

1. The ^{swimming} pool is the right of the door.

la piscine est à droite du porte.

1. The position of the soldiers in the battle. How many is on the top and William is on the bottom.	William orders to charge to the hill but should force should be kept there until the hour of the battle.	Howdy army follows him down the hill because he should work.
4. William's army turned around and attack now. He should wait again.	5. Howdy is killed and the king is not William who the battle is not over and is later crowned king of England.	21 years later someone else look over.

1066-1072

The king of Normandy William I the Conqueror

1066

1067

1068

1069

1070

1071

1072

Wednesday 25th September

As the Norman William I the Conqueror was crowned king of England.

It's so many long

It's so many long

along the hill of Winton

781 in medieval life

King Norman conquered England

Contact Us



If you wish to get in touch with the school, please use the following details:

Oldbury Park Primary School

Oldbury Road Worcester WR2 6AA

01905 424878

office@oldburypark.worcs.sch.uk <http://www.oldburypark.worcs.sch.uk/>

Phase email addresses:

For ALL parents, we have set up a new way of contacting Phase Leaders. These email addresses are SOLELY for classroom, pastoral and academic enquiries and NOT for general enquiries which should still come through the office@ email address.

Children in Reception eyfsparents@oldburypark.worcs.sch.uk (Miss Molloy)

Children in Years 1 & 2 KS1parents@oldburypark.worcs.sch.uk (Mrs Marks)

Children in Years 3 & 4 LKS2parents@oldburypark.worcs.sch.uk (Mrs Davies)

Children in Years 5 & 6 UKS2parents@oldburypark.worcs.sch.uk (Mr Williams)

SENDco Enquiries SENDCO@oldburypark.worcs.sch.uk (Miss Miller)