



# Oldbury Observer Summer Term 2025 edition 3

## Mr Irving's Comment

As many of you will be aware, this week has been SATs week. I have written to our Year 6 families directly to thank them for supporting their children so ably throughout the week; all of our pupils attended the tests and approached them with a positive attitude. We have thanked our Year 6 pupils for contributing to a calm environment in which all pupils were able to focus and apply themselves. Whilst SATs remain an important part of school life, it is the day-to-day effort in class and the consistently kind, respectful and positive attitude which really gives our pupils the best chance for a happy and successful school experience. Regardless of which year group your children are in, ensuring your children's attendance is high, that home reading and home learning are habitual and that the values and ethos of the school are supported are all of enormous value.

## Summer Fete 2025

Our Summer Fete is scheduled for Friday 4th July, 3:30-5:30pm, we hope that you are able to support this with the same enthusiasm as you did for our Christmas Fayre. Members of our CTA (Community and Teachers Association) met this week to get plans underway and we will be looking for your support in making this an enjoyable community event. Money raised from this year's event will go towards resources for the new Art room that we are set to create over the summer holidays.

### **Ahead of the event, we are keen to hear from:**

- small businesses that would like to have a stall from which to sell items
- local interest/community groups that would like to raise awareness/attract members (Brownies, dance clubs, sports teams)

- businesses or individuals that could offer some financial sponsorship for our carousel ride (please get in touch via the main office or see me at the gate)
- businesses or individuals who could donate high value/quality prizes suitable for a raffle

To book a stall or offer support with the raffle/sponsorship then please contact the CTA directly at [oldburyparkcta@gmail.com](mailto:oldburyparkcta@gmail.com)

**We will also be looking for your support in the following ways:**

- sweet (Reception/Key Stage 1) and bottle (Key Stage 2) donations on non-uniform day (Friday 6th June)
- volunteers: setting up, running stalls, tidying away
- attending the event with plenty of change to help our fund raising effort

We will be using the online tool Padlet and signing up boards on the playground to help organise those able to volunteer - details to follow.

As ever, the success of an event like this requires the full support of the community so please help however you can. Thank you.

## Worcestershire Family Hubs Information



WORCESTERSHIRE  
**FAMILY HUBS**

Family Hubs are a place where families can get support and information in one location. This includes baby groups, parenting courses, health visitor check-ups, speech and language appointments and much more.

[worcestershire.gov.uk/familyhubs](http://worcestershire.gov.uk/familyhubs)

The graphic features a purple background with colorful circles and a photograph of a family (a man, a woman, and two children) sitting on a mat on the floor, engaged in an activity. The man is holding a book, and the children are looking at it.





## Term Dates

### 2024-2025 Term Dates

#### Spring Term 2025

STAFF TRAINING DAY (Trust)	Monday 6th January 2025
TERM STARTS	Tuesday 7th January 2025
HALF TERM	Monday 17th February 2025 – Friday 21st February 2025
TERM ENDS	Friday 11th April 2025

#### Summer Term 2025

TERM STARTS	Monday 28th April 2025
STAFF TRAINING DAY	Friday 23rd May 2025
HALF TERM	Monday 26th May 2025 – Friday 30th May 2025
TERM ENDS	Friday 18th July 2025
STAFF TRAINING DAY	Monday 21st July 2025

## Notes:

The 2024/25 Staff Training Days may be subject to change.

## School Dates

**Tuesday 20th May - WALK AND TALK TUESDAY!**

Wednesday 21st May - PROVISIONAL date for class photos and Leavers' photos.

Thursday 19th June - Reception trip to Bennett's Farm

Friday 20th June Sports Day

Friday 4th July Y1 Traditional Tale Trip to Bishops Wood (letter to follow)

**Friday 11th July - Year 4 Bourton on the Water/Birdland trip**

## Weekly Internet Safety Update

## Readers of the Week!



Well done to the following children who have particularly stood out this week for an aspect of their Reading.

Monarch: Mia for her superb effort in Phonics this week.

Carriage: Ella for her growing confidence when blending sounds together to read words.

Blenheim: Arla for her fluency in phonics lessons.

Windsor:

Emerald: Alex Bennett for improved fluency reading out loud.

Sapphire: Macca

Hampton: Carter - for excellent reading aloud during Guided Reading

Arrowsmith: Zach: for always putting his all into his reading and improving his fluency, day to day.

Solitaire: Ezra - For his love of reading and enthusiasm in guided reading. As well as making connections between books by the same

Newbury: Gracie-Mae - for sticking with 'chunky' books

Nelson: Josh Bishop - for reading independently and for brilliant reading aloud.

Melrose: Pippa for thoughtful responses in guided reading sessions.

Woodstock: Ethan R - for a superb effort in the Reading SATs test.

Henwick: Jaxson: for his hard work this week in our reading comprehension groups in the run up to SATs.

## Neurofibromatosis type 1 (NF1) Awareness Day

You may or may not be aware that we have a child in school who has the genetic condition Neurofibromatosis type 1 (NF1). On Saturday 17th May, it is NF1 Awareness Day. It's a day dedicated to raising awareness about Neurofibromatosis Type 1 (NF1) and its impact on individuals and communities. The colour blue is often associated with NF awareness so we are asking the children in Reception and KS1 to come to school dressed in something blue on Monday to show our support and raise awareness.

You can find more information about NF1 and the awareness day at

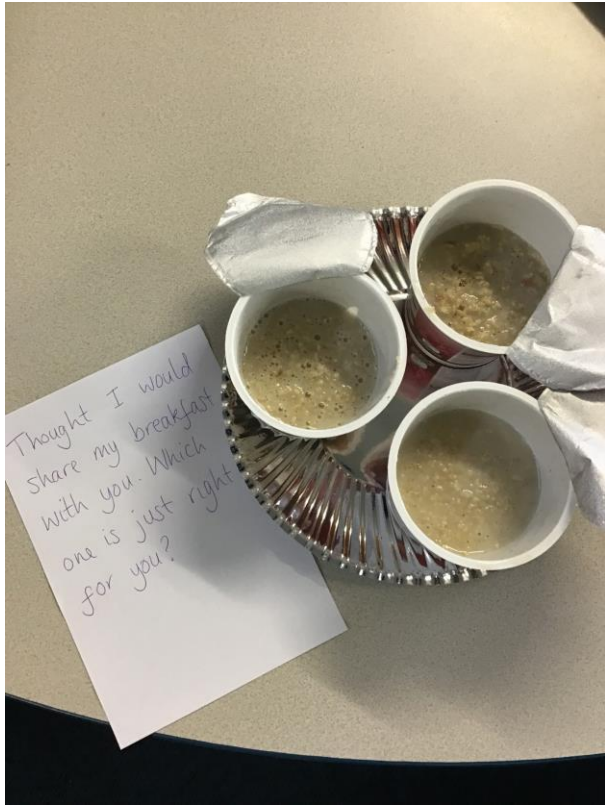
<https://nervetumours.org.uk/get-involved/shine-a-light-on-neurofibromatosisz>

## Reception

On Monday morning, we found a note and three different kinds of porridge in our classroom. We talked about who might have delivered them.

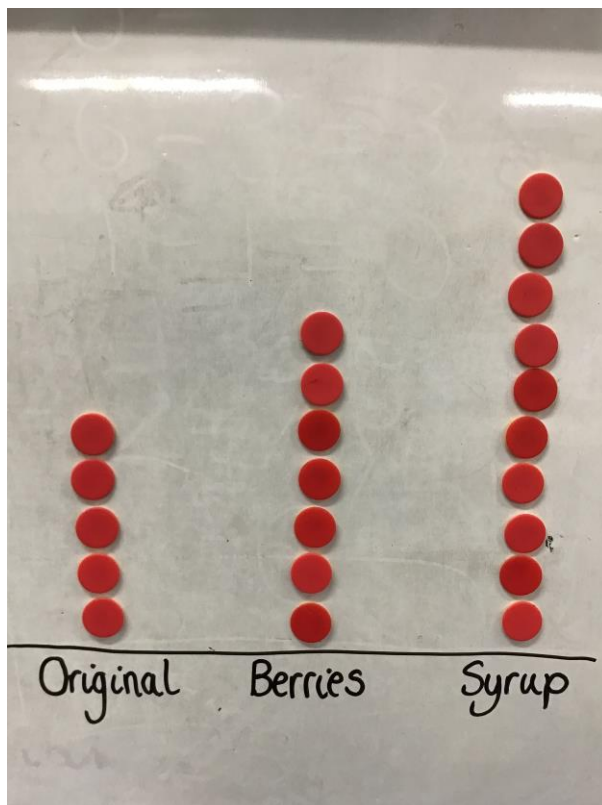
"I think it's Goldilocks because she likes porridge" Raffie

"I think it's the 3 bears because there are 3 bowls of porridge" Callie









Later in the week, some of the children took on the role of Goldilocks. We have been learning about asking questions. The rest of the class took it in turns to ask their question to Goldilocks and she answered in character.

Kendrick – “How did you get in the house?”

Goldilocks (Grace) – “I pushed the door open with my foot”

Rory – “Why are you so naughty?”

Goldilocks (Grace) – “Because I like to be naughty”

Orlah – “How did you eat the bear’s porridge?”

Goldilocks (Grace) – “I picked up the bowl and drank it”

Emilia – “Did you do a back flip on the bed?”

Goldilocks (Grace) – “No I did a front flip”





## Year 1

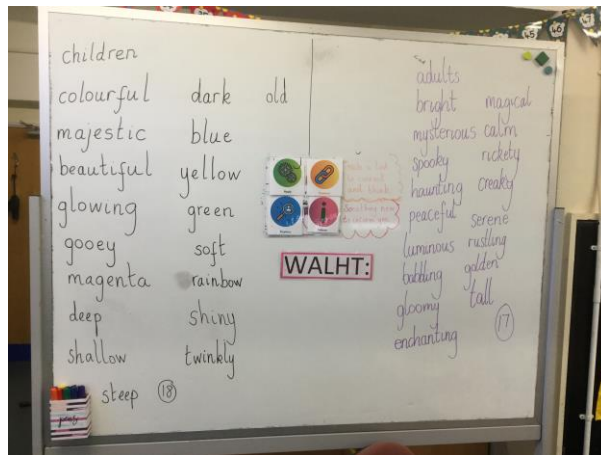
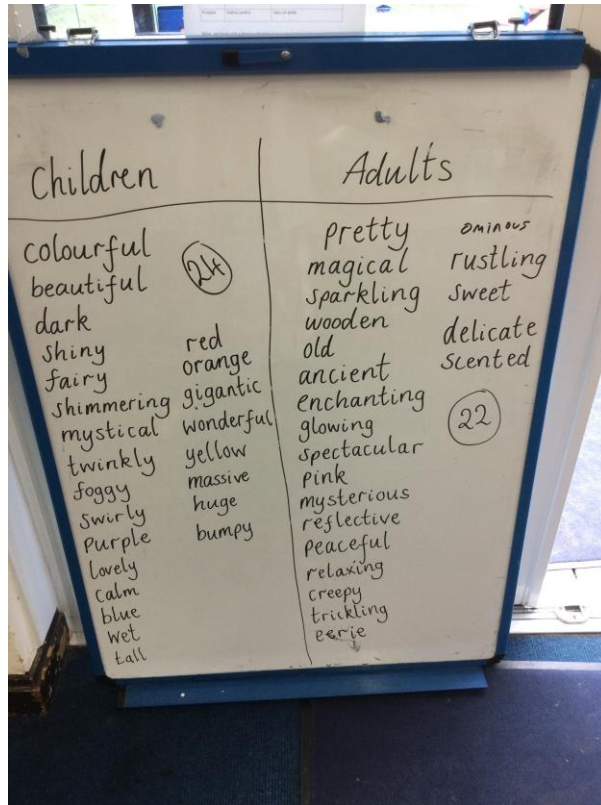
Over the last few weeks we have been learning all about adjectives and conjunctions, helping us to add in more detail to our writing.

The children have loved playing our adjectives game, when the class have tried to think of more adjectives than the adults! The children often won!!

We have then used these adjectives in our writing. We have been so impressed with all of the children and their writing this week.

Exciting news!

We will be re-visiting our DT food and nutrition next week. Your child has come home today with a slip of paper asking them to bring in a food item for Wednesday please.



13.5.25 WALHT practise saying interesting sentences.



14.5.25 HOT WRITE The Magical Wood

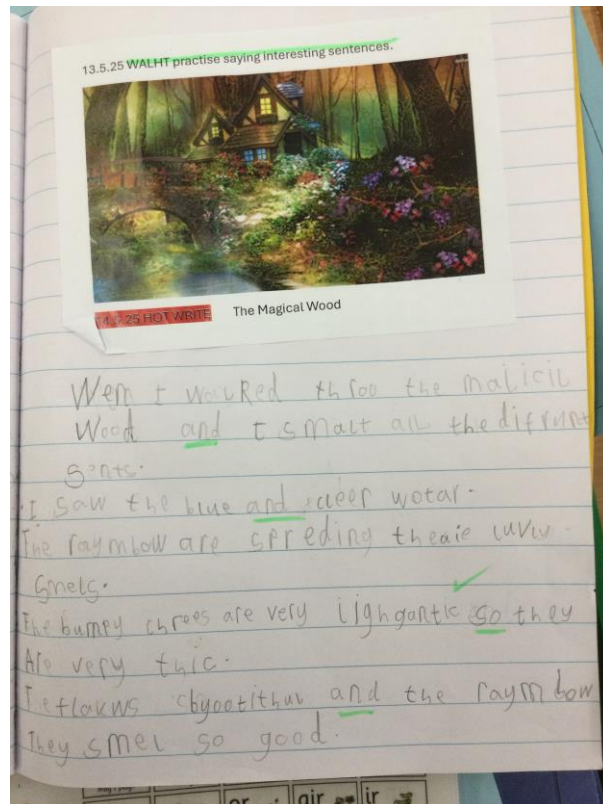

A person stepped into the dark forest.  
Heard the trees rustling.  
Saw a rabbit house.  
He was a bit scared  
here was a sign that had google

13.5.25 WALHT practise saying interesting sentences.



14.5.25 HOT WRITE The Magical Wood

As I stepped into the magical forest  
I heard a red rabbit as I was  
passing by I saw a rabbit house. I  
touched the green dirt and it  
tumbled sticky bunnies.



## Year 2

Year 2 have been extremely busy with their maths this week.

Over the past few weeks we have been looking and reaffirming our place value and value of digits, we have split numbers into their 10's and ones and added together.

As you can see below we have been adding two digit numbers, we began by practising using concrete resources and we have now moved onto adding with exchanging. This is quite a tricky concept as the children have to remember to change the 10 ones for a whole ten and move into the tens column. There is a certain way to present so you don't get lost! A lot to remember. Well done team.



Handwritten notes on grid paper showing binary addition using the WALHT method. The notes are organized into four sections, each with a title and a diagram.

**Section 1:** Title:  $1b = 7 + 0b$ . Diagram shows a vertical stack of 7 zeros and one one, with a carry of 1 from the previous step. Below the diagram is the equation  $79 + 19 =$ .

**Section 2:** Title:  $7b = 1 + 0b$ . Diagram shows a vertical stack of 7 ones and one zero, with a carry of 1 from the previous step. Below the diagram is the equation  $64 + 27 =$ .

**Section 3:** Title:  $4b = 4 + 0b$ . Diagram shows a vertical stack of 4 ones and one zero, with a carry of 1 from the previous step. Below the diagram is the equation  $56 + 38 =$ .

**Section 4:** Title:  $3b = 3 + 0b$ . Diagram shows a vertical stack of 3 ones and one zero, with a carry of 1 from the previous step. Below the diagram is the equation  $40 + 3 =$ .

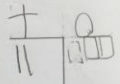
At the bottom right, there is a small printed text: "14.5.25 WALHT add by exchanging."

Handwritten notes on a white background titled "14.5.25 WALHT add by exchanging." with a circled "1" and the word "add" next to it.

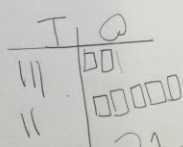
The notes show several examples of binary addition using the WALHT method, each with a diagram and an equation:

- $16 + 5 = 31$ : Diagram shows 16 ones and 5 ones, with a carry of 1 from the previous step. Below is the equation  $3 + 1 = 31$ .
- $34 + 29$ : Diagram shows 34 ones and 29 ones, with a carry of 1 from the previous step. Below is the equation  $63 = 63$ .
- $24 + 18 =$ : Diagram shows 24 ones and 18 ones, with a carry of 1 from the previous step. Below is the equation  $48 + 33 = 81$ .
- $4 + 2 = 42$ : Diagram shows 4 ones and 2 ones, with a carry of 1 from the previous step. Below is the equation  $84 = 84$ .
- $27 + 26 =$ : Diagram shows 27 ones and 26 ones, with a carry of 1 from the previous step. Below is the equation  $53 = 53$ .
- $5 + 3 = 53$ : Diagram shows 5 ones and 3 ones, with a carry of 1 from the previous step. Below is the equation  $84 = 84$ .

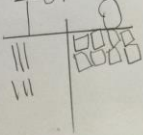
$$23 + 14 = 27$$



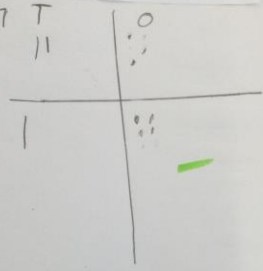
$$32 + 14 = 57$$




$$37 + 31 = 68$$



$$23 + 14 = 37$$

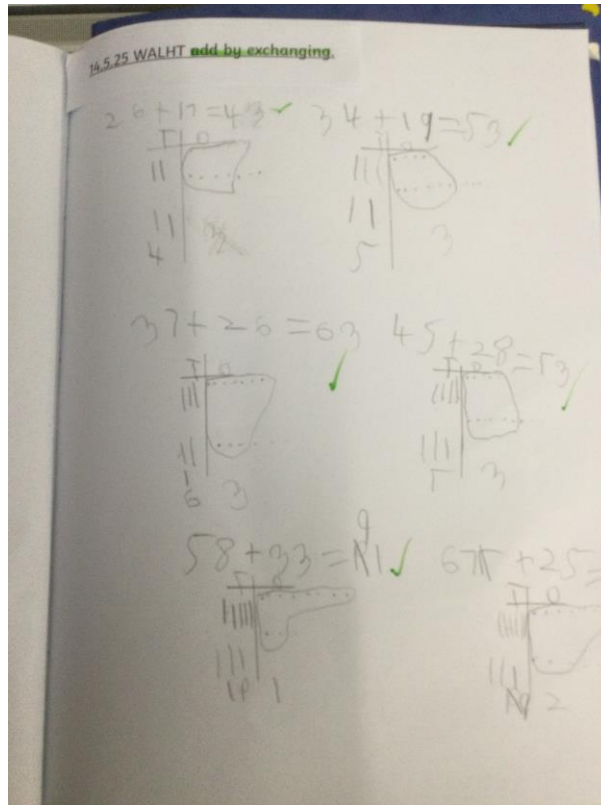


$$32 + 25 = 57$$



$$37 + 31 = 68$$











### Year 3


This week in Year 3, the children have been measuring and comparing mass. Using scales, the children weighed classroom objects and identified how many grams or kilograms they were. We then converted between grams and kilograms, recognising that 1000g is equivalent to 1kg. Finally, the children used their problem solving skills to compare different masses.

In English, the children have begun to learn about how to write a discussion or balanced argument. They are looking at the question: Should the Romans have invaded Britain? They have used conjunctions to give detailed reasons for or against the Roman invasion.

In PE, the children have been working on their athletics skills in preparation for Sports Day. So far, they have learnt how to sprint, how to effectively pass a baton in a relay and the basics of the long jump and even had an attempt at a triple jump - this was very difficult! We were so proud of them in their first swimming lesson on Monday. The look of delight on some of the children's faces as they jumped into the pool was fantastic!










Mending 17th May  
We are leaving for  
Mulla. 800 g  
Basket: 100 kg  
9 books. 1 kg 300 g  
D. K. K.







## Year 4


In Maths this week, we have begun learning about Shape. In our first lesson we explored angles and how this was a type of measurement. We also learned how we can describe angles as turns, using quarter turn, half turn, three quarter turn and full turn.

Below you can see the children exploring using these new steps and also using clockwise and anti clockwise. We also had some fun testing each other with some tricky questions outside on the playground!

**Note:** No PE kit needed on Monday 19th May. Instead, please send the children in **PE kit on Thursday 22nd May.**











## Year 5

This week the Year 5 children have enjoyed exploring different materials and resources to create a natural collage. To begin with, we went outside and studied the bark of a tree. We looked at colours, patterns, and the natural lines that are created. We took photographs of some of the interesting things we noticed. Our art work then took the form of three stages. Firstly, the children drew a representation of bark by just using pencil and drawing lines. They then moved onto collage and this time created the natural patterns of the bark by ripping up the photographs we took earlier and sticking them into a collage. The final stage was for the children to use different materials, including fabrics, paper, and cork, to create a 3D collage, again, thinking about the natural lines and colours of the tree bark. You can see the wonderful finished pieces below.



Wednesday 14th May 2020  
V&A T experiment with collage to create a texture  
using paper and textiles.





## Year 6

We couldn't have asked for any more from Year 6 this week. They have given their all to the SATs tests this week and that is all that we could have asked for. Now, we can all look forward to lots of other activities, alongside completing our writing and wider curriculum topics. On Thursday, we announced our end of year production and there was much excitement as we listened to some of the songs and discussed the parts. We hope that as many of the children as possible put themselves forwards for parts and are all keen to start putting the show together. Hope you all enjoy a well deserved restful weekend in the sunshine.

## Contact Us



If you wish to get in touch with the school, please use the following details:

**Oldbury Park Primary School**

Oldbury Road Worcester WR2 6AA

01905 424878

office@oldburypark.worcs.sch.uk <http://www.oldburypark.worcs.sch.uk/>

**Phase email addresses:**

For ALL parents, we have set up a new way of contacting Phase Leaders. These email addresses are SOLELY for classroom, pastoral and academic enquiries and NOT for general enquiries which should still come through the office@ email address.

Children in Reception [eyfsparents@oldburypark.worcs.sch.uk](mailto:eyfsparents@oldburypark.worcs.sch.uk) (Miss Molloy)

Children in Years 1 & 2 [KS1parents@oldburypark.worcs.sch.uk](mailto:KS1parents@oldburypark.worcs.sch.uk) (Mrs Marks)

Children in Years 3 & 4 [LKS2parents@oldburypark.worcs.sch.uk](mailto:LKS2parents@oldburypark.worcs.sch.uk) (Mrs Davies)

Children in Years 5 & 6 [UKS2parents@oldburypark.worcs.sch.uk](mailto:UKS2parents@oldburypark.worcs.sch.uk) (Mr Williams)

SENDco Enquiries [SENDCO@oldburypark.worcs.sch.uk](mailto:SENDCO@oldburypark.worcs.sch.uk) (Miss Miller)