



# Oldbury Observer Summer Term 2025 edition 7

## Mr Irving's Comment

Very many thanks to everyone who helped to make our Sports Day a success. From our youngest to our oldest children, there was a variety of events in each session with a healthy balance of competitiveness and the joy of participation. It was heartening to see such a great turnout of support for each phase - the children and staff felt well supported by you. There were so many kind words of support and positive feedback throughout the day - this means a lot to us all. My thanks to the staff for their efforts and particular thanks to Mr Dyer and Mrs Marks for planning and directing events so ably. We are also indebted to several families for providing us with a range of gazebos to give some welcome shade.

Thank you to those of you who have signed up to help at the Summer Fete - the sign-up sheet will be out at the start and end of the day next week too. We are particularly keen to hear from a business owner who is in a position to sponsor the Victorian Carousel ride which is always so popular. Please catch me at the gate, email [oldburyparkcta@gmail.com](mailto:oldburyparkcta@gmail.com) or get in touch via the office if you could give some sponsorship - thank you.

Have a lovely weekend.



## Term Dates

### Summer Term 2025

TERM STARTS	Monday 28th April 2025
STAFF TRAINING DAY	Friday 23rd May 2025
HALF TERM	Monday 26th May 2025 – Friday 30th May 2025
TERM ENDS	Friday 18th July 2025
STAFF TRAINING DAY	Monday 21st July 2025

### Notes:

**The 2024/25 Staff Training Days may be subject to change.**

## School Dates

**Tuesday 24th June - Year 6 Bellboating**

Thursday 26th June - Y4 River Severn Walk

**Monday 30th June & Tuesday 1st July - Year 6 Transition to CWLC**

**Thursday 3rd and Friday 4th July - Year 6 Bishop Perowne Transition**

**Thursday 3rd Jul- Science Fair winners to Nunnery Wood High School**

Friday 4th July Y1 Traditional Tale Trip to Bishops Wood

Wednesday 9th July Y5-Science Ambassadors to Blessed Edward science collaboration.

**Thursday 10th July - Year 6 Transition to Chantry**

Friday 11th July - Year 4 Bourton on the Water/Birdland trip

**Tuesday 15th July - Oldbury Aspirations - 5pm**

**Thursday 17th July - Y6 Leavers' Trip to Ninja Warrior**

**Friday 18th July - Leavers' Assembly & Family Picnic**

Readers of the Week!



Well done to the following children who have particularly stood out this week for an aspect of their Reading.

Monarch: Rex for his continued effort and regular reading at home

Carriage:

Blenheim: Chloe for her super progress in phonics.

Windsor: Last week Max for much more fluent reading.

Hollie for confident reading and answering of questions.

Emerald:

Sapphire: Sophia for her regular reading and improvement in reading longer words

Hampton: Maya for developing her reading fluency

Arrowsmith: Felicity- for lovely fluent reading aloud during guided reading.

Solitaire: Poppy -

Newbury: Gracie-Mae - for sticking with 'chunky' books

Nelson: Bobby - for a great PiXL reading score improvement!

Melrose: Coby for excellent progress in Reading.

Henwick: Alex always in a position where he is ready to read.

Woodstock: Lily-Sue - always using her reading time well by being ready to read.

## Our Science Fair

A huge thank you to all our participants. You have amazing minds and have some great ideas to improve the health of the water on our wonderful world. I know all the rest of our school pupils were intrigued by the displays and the ingenuity of the creators.

Well done to our Science Ambassadors, Chloe, Coby, Archie, Rose, Lois, Savannah and Emily for their professional approach to judging the work- I am so glad they had this responsibility.

The winners are:

Year 1 Luca

Year 2 Paisley



Year 3 Gwen



Year 4 Neharika

Year 5 Caitlin


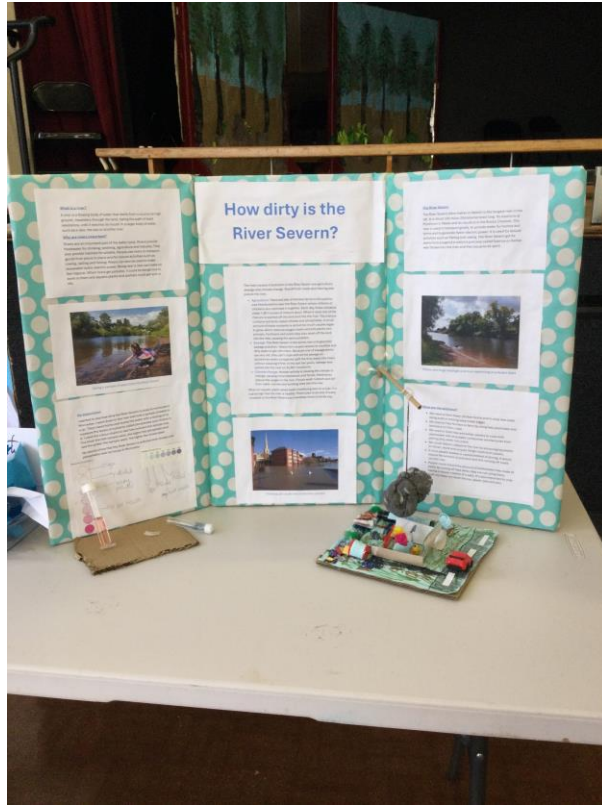
Year 6 Olivia B

Please see the photos of the entries below. Prizes and certificates will be given out in respective Monday



































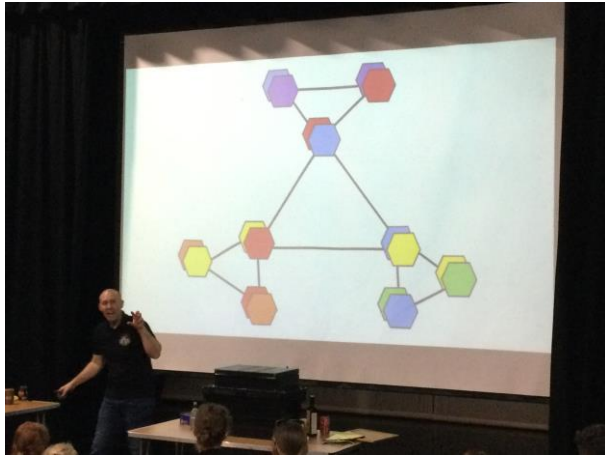

## Surprising Science- What an experience we had!

We all arrived with some anticipation to Bishop Perowne CE College on Wednesday evening. What a treat we had. Matt Pritchard wowed us with some great science tricks, some were very complex, others simpler but more puzzling- try them at home!! (His partner must be a patient person). Matt is also a magician, so he let us into some secrets- shhhh. Archie said his favourite trick was swinging the dog (toy)- this was a feat of gravity and quite spectacular to watch. There are some photos below. Mine was a illusion trick with a coke can, it looked

like a mirror image- but was it? He kept us on the edge of our seat for an hour- I have pinched a few ideas.

After the show there was a raffle to raise funds for our Ogden Trust Partnership. We had 2nd- Jonny and 1st prize winners - Archie and Geordie- they had bags of goodies containing various scientific investigations.







## Little Princess Trust

In support of The Little Princess Trust, Alexander in Year 5 has been growing his hair for three years and is almost ready to get it cut in aid of the wonderful charity. After seeing a TV programme, Alexander decided that he wanted to grow his hair so that it could eventually be made into a wig that would be given to help a child with cancer. On Friday 15th August, Alexander will be having his hair cut at Honeywell Primary School through the Holiday Bible Explorers Club. If you would like to support Alexander and his family with this cause please find a link below where you will be able to give a donation.

<https://www.justgiving.com/page/alexander-dalby-1>

Well done Alexander, we are all very proud of you for wanting to help with this charity by donating your hair and we are excited to see you when you have had your hair cut!





## Reception

Reception had a great visit to Bennetts Farm on Thursday. It was fantastic to have the opportunity to visit a real working farm. We were met by the farmers, Tristan and Stef, who gave us a tour of the farm and talked to us about what they do. It was really interesting and we loved getting to meet some of the cows, as well as a few other animals! The children learnt a lot about the cows and how the farm works and really enjoyed their day.

“There were so many cows!” Emilia

“They use the cow poo to help some of the plants grow.” Rory

“We saw the cows being milked. They put red on the cows after.” Benji

“That’s so they know they have already been milked.” Amara

“The farmers have to do lots of cleaning.” Oscar

“There’s a robot that helps to tidy up the cow’s food.” Orlah

“It pushes it back to the cows when they push it away.” Josie

“The cows have numbers so the farmer knows who they are and it tracks them.” Callie

“I liked stroking the cow, it was soft.” Lottie

“I loved seeing the baby pigs. They were so cute.” Rebeca

“They keep getting out of the pens!” Lyra

“I loved the lambs.” Elvis

“I liked having a picnic and going in the play area.” Alfie

“I liked everything... except the smelly cow pool!” Josie


The children did really well to keep themselves calm and cool on a hot and busy day! Well done, Reception.





























### **Forest School**

Please note that there will be **no forest school next week**. This is for both classes. Children should come into school in uniform on Thursday and Friday.

Thank you.

### **Year 1**

We have been enjoying making up a class version of The Three Little Pigs this week. We used one of the little pigs in our science learning as he wanted to stay dry and we used different materials to decide what was best and why. First we predicted then we experimented and finally we made a conclusion. We ended up with a couple of soggy piggies who had to dry off outside!











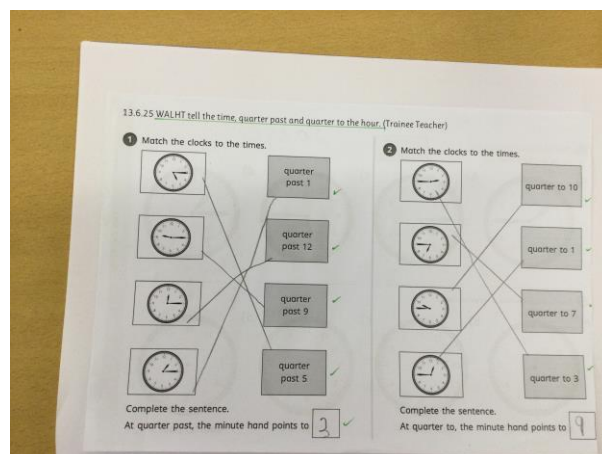






## Year 2

Another busy week in Year 2- we have been learning to tell the time! . we had a recap on the two hands of the clock, starting with the minute hand on 12 and the hour hand moving around the clock, showing the different times on the hour. Our learning was then extended to include quarter past and quarter to the hour. This is the first time that the children have seen the terms “quarter to” and “quarter past”, although they are familiar from our work with quarters in fractions. We reminded ourselves that there are 60 minutes in an hour, and learnt that each of the twelve sections of a clock corresponds to a 5-minute interval. We used a large clock and moved the minute hand around the clock to show 5 minutes, 10 minutes and so on, up to 30 minutes. We then repeated the process for "to" the hour.



13.6.25 WALHT tell the time, quarter past and quarter to the hour. (Trainee Teacher)

13.6.25 WALHT tell the time, quarter past and quarter to the hour using "minutes past" including quarter past. (Trainee Teacher)

1. Here is a clock without a minute or hour hand.  
 a) How many minutes are there in an hour? 60

2. How does the clock show the number of minutes in an hour?

3. The clocks show where the minute hand starts and finishes.  
 How many minutes have passed? 15

4. What time will it be when the minute hand is pointing to each number?  
 The first one has been done for you.

5. What is another way of saying "15 minutes past"?

6. How else can you write "30 minutes past"?

word bank  
 at'clock  
 quarter past  
 half past  
 quarter to  
 minute hand  
 hour hand

5 minutes past  
 10 minutes past  
 15 minutes past  
 20 minutes past  
 25 minutes past  
 30 minutes past

13.6.25 WALHT tell the time, quarter past and quarter to the hour. (Trainee Teacher)

13.6.25 WALHT tell the time, quarter past and quarter to the hour using "minutes past" including quarter past. (Trainee Teacher)

1. Here is a clock without a minute or hour hand.  
 a) How many minutes are there in an hour? 60

2. How does the clock show the number of minutes in an hour?

3. The clocks show where the minute hand starts and finishes.  
 How many minutes have passed? 15

4. What time will it be when the minute hand is pointing to each number?  
 The first one has been done for you.

5. What is another way of saying "15 minutes past"?

6. How else can you write "30 minutes past"?

word bank  
 at'clock  
 quarter past  
 half past  
 quarter to  
 minute hand  
 hour hand

5 minutes past  
 10 minutes past  
 15 minutes past  
 20 minutes past  
 25 minutes past  
 30 minutes past

13.6.25 WALHT tell the time, quarter past and quarter to the hour. (Trainee Teacher)

1. Match the clocks to the times.

2. Match the clocks to the times.

Complete the sentence.  
 At quarter past, the minute hand points to 3

Complete the sentence.  
 At quarter to, the minute hand points to 9

BRING YOURSELF TO THE NEXT LEVEL

• Complete the sentences.

- At 5 o'clock, the hour hand points to 5 and the minute hand points to 12.
- At half past 11, the hour hand points between 11 and 12 and the minute hand points to 6.

• Draw hands on the clocks to show the times.

3 o'clock      half past 5      half past 12

It is half past 11, so the hour hand should point to 11.

Is Ting correct? No because the hour hand is between 11 and 12.

Explain your answer.

16/6/25 and 18/6/25 WALT tell time and represent it using clocks

• Be able to tell the time past and to the hour

1) Match the clock to the time

20 minutes past 5 ✓

25 minutes past 4 ✓

5 minutes past 4 ✓

2) Write the time shown on the clock

minutes past 20      minutes past 5

minutes past 5      minutes past 20

16/6/25 WALT tell time and represent it using clocks

- Be able to tell time to 5 minutes
- Be able to label a clock in 5 minute intervals

O'clock

5 Minutes past

10 Minutes past

15 Minutes past

20 Minutes past

25 Minutes past

30 Minutes past

35 Minutes past

40 Minutes past

45 Minutes past

Minutes to 10

Minutes to 5

Minutes to 15

Minutes to 20

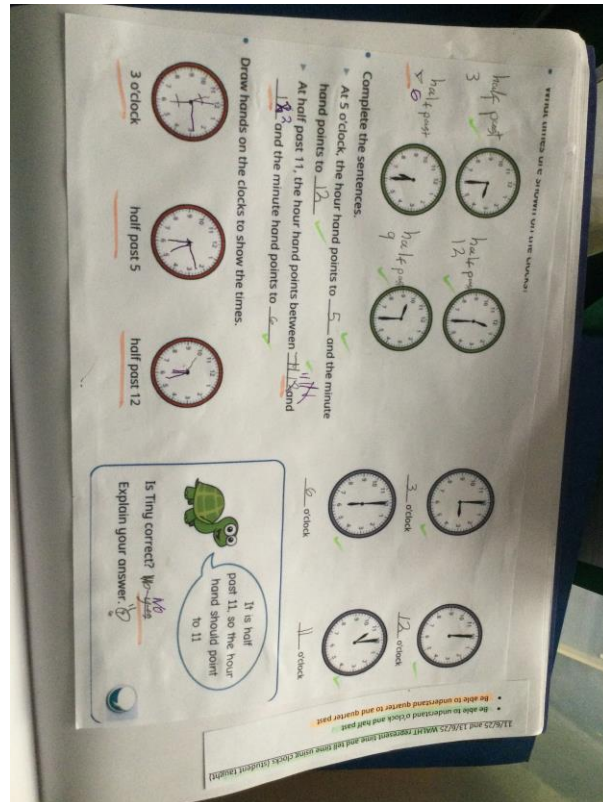
Minutes to 25

Minutes to 30

Minutes to 35

Minutes to 40

Minutes to 45



## Year 3

We've had another action-packed and exciting week in Year 3! Here's a look at everything we've been learning, discovering, and enjoying:

### Maths: Telling the Time

This week, we've been working hard on our time-telling skills:

- We practised telling the time to the nearest 5 minutes, then progressed to the nearest minute.
- We also explored the difference between am and pm, helping children understand daily routines through time.
- Our regular Calculation Challenges helped to sharpen mental maths skills too – great resilience shown by everyone!
- We have sent home a letter this week which gives you an idea of what we have been doing and any additional help, to solidify this knowledge would be greatly appreciated.

### English: Persuasive Writing & Vocabulary Building

Our focus in English was on persuasive writing. We learned how to:

- Write persuasive sentences using strong vocabulary and clear opinions.
- Use conjunctions to build explanations.
- Study the opening of a persuasive letter, exploring a model text to guide us. We also gathered topic-related vocabulary connected to the destruction of habitats through deforestation. We looked at the impact this has on animals' habitats, air pollution, as well as noise pollution.
- Their letters are shaping up to be fantastic pieces of writing!

### **Guided Reading (GR)**

- We moved on from *Varmints* to *The Window* by Jeannie Baker, thinking deeply about what it means to be human and how we impact the world around us.
- We made thoughtful links between the texts, and even tackled some reasoning questions to develop our comprehension.

### **Science**

We continued our Plants topic, exploring how they grow and what they need to thrive. We looked at photosynthesis and how plants use this method to create their own food!

A big highlight was also the Science Fair – the children loved sharing their learning and seeing others' experiments!

### **Art**


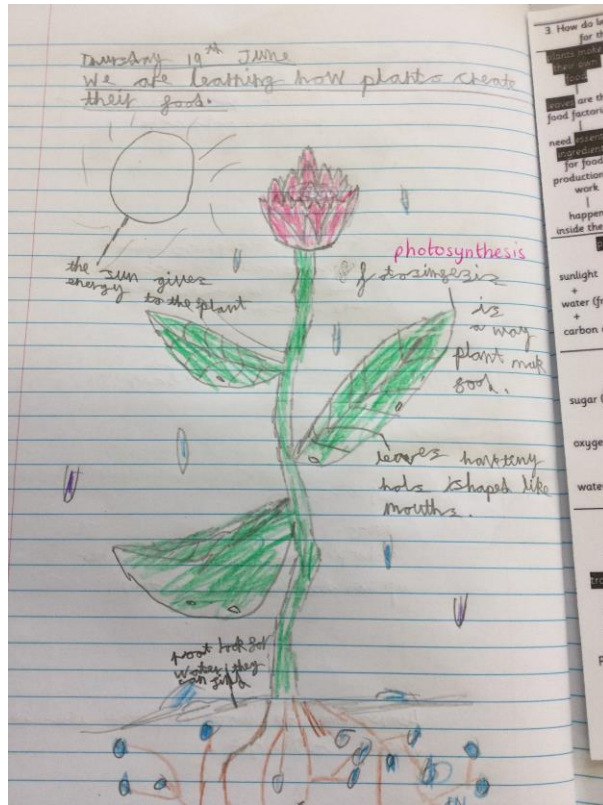
In Art, we took inspiration from nature to create tree-themed artwork using sketching, collage, and painting. The creativity was fantastic!




### **Sports Day**



- The highlight of the week for many was, of course, Sports Day! The energy, enthusiasm, and sportsmanship on display were truly inspiring. Well done, Year 3!


Thank you for your continued support. We're incredibly proud of how hard the children are working across all subjects. Have a restful weekend, and we look forward to another great week ahead!

The Year 3 Team














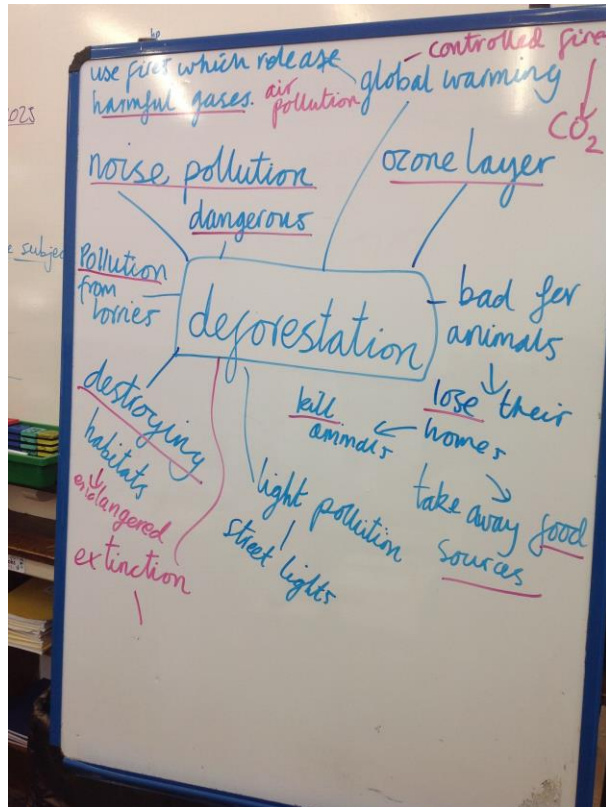




















## Year 4

On Wednesday, 10 of the Year 4 children represented the whole year group at the RSA4 event. As you know, the children have been working hard throughout the year on their RSA4 project which has completely been led by them. They have chosen the areas in their community they wanted to improve and done so much to achieve their goal.

They have made and delivered assemblies, created the Walk and Talk Tuesday event, advertised the event on the Oldbury Observer, conducted surveys and displayed their results in bars and charts.

We can confirm that the day was a success and we saw a big increase in the number of children who scooted, cycled or walk to school on Tuesday 19th May!

On Wednesday some of our children had the opportunity to present their journey and findings, as well as listening to how the other schools in our CRST family got on with their projects.

Our group performed brilliantly and got across all of their efforts.

All of the children should be proud of their efforts over the year, it's been a lovely opportunity for the children to make a change and see it happen purely due to their efforts.

You can see some photos of the day.

**Reminder:** on Thursday 26th, we will be spending the day observing and carrying out field work by the River Severn. Please ensure children have packed lunches, plenty to drink and come prepared for good weather (sun hats and sun cream already applied).





On Thursday, Indy and Gracie-Mae represented Oldbury Park at the Worcestershire Primary STEM Challenge Final which was held at Mazak's fantastic sales and manufacturing facility in Worcester. Having designed and built the winning loader in the school round of the competition, the girls competed against 23 other schools in the final.

Although they didn't win on Thursday, they worked brilliantly together to solve the problems that they came up against and created a vehicle that could lift and transport stones - and with only an hour to do it in!

Well done both.



## Year 5


This week, Year 5 walked to the Hive library to take part in an art workshop with a local artist. To begin with, the children enjoyed listening to a story being read, they then had a tour of the children's area of the library and given the opportunity to have explore and have a look at some of the books on offer. Following this, the children were then told about the

theme of the summer reading challenge that is ran by the Hive, this year's theme is Story Garden. The children were then invited to design a book character around the theme of nature. They were given books for inspiration and some of the children used these to help them create imaginative characters. To finish the morning, the children were then involved in an art workshop with a local artist whose sculptures will be dotted around Worcester city in the near future. The children's role was to help design the sculptures and were asked to make natural marks with paint pens, these will eventually be used within the sculptures created. Keep your eyes peeled for sunflower sculptures popping up in shop windows in the city centre soon!

This week we are also celebrating Liam in Melrose class as he was recently awarded his second black belt in kickboxing. He travelled to Birmingham to complete the grading which involved showing set moves that he has been taught by his coach. These include tornado kick, spinning back fist, and a jump spin round kick. Liam has been kickboxing for two years and is now working towards his third black belt out of five. Well done Liam, thank you for sharing this news with us, we are all very proud of you!







## Year 6

This week has been another busy one and time seems to be racing away with us! Year 6 have been working on a piece of writing based on a short film 'The Lighthouse'. It was a chance to use all of the skills we have worked on this year and produce a final piece of narrative. They did a great job and enjoyed presenting their final piece.

We have also been working hard in History learning about the Battle of Britain and The Blitz specifically. The children have enjoyed presenting their work in different ways.

Last week, we had an afternoon painting our clay tiles and the children were really pleased with how they turned out. Hope everyone enjoys a sunny weekend.







Contact Us



If you wish to get in touch with the school, please use the following details:

**Oldbury Park Primary School**

Oldbury Road Worcester WR2 6AA

01905 424878

office@oldburypark.worcs.sch.uk <http://www.oldburypark.worcs.sch.uk/>

**Phase email addresses:**

For ALL parents, we have set up a new way of contacting Phase Leaders. These email addresses are SOLELY for classroom, pastoral and academic enquiries and NOT for general enquiries which should still come through the office@ email address.

Children in Reception [eyfsparents@oldburypark.crst.org.uk](mailto:eyfsparents@oldburypark.crst.org.uk) (Miss Molloy)

Children in Years 1 & 2 [KS1parents@oldburypark.crst.org.uk](mailto:KS1parents@oldburypark.crst.org.uk) (Mrs Marks)

Children in Years 3 & 4 [LKS2parents@oldburypark.crst.org.uk](mailto:LKS2parents@oldburypark.crst.org.uk) (Mrs Davies)

Children in Years 5 & 6 [UKS2parents@oldburypark.crst.org.uk](mailto:UKS2parents@oldburypark.crst.org.uk) (Mr Williams)

SENDco Enquiries [SENDCO@oldburypark.crst.org.uk](mailto:SENDCO@oldburypark.crst.org.uk) (Miss Miller)