



Oldbury Observer Summer Term 2025 edition 8

Mr Irving's Comment

If my memory serves, a year ago I wrote in the Observer that it is very far from reality that schools 'wind down' as the year comes to an end; this remains true. Once again, our school has been an incredibly busy community with plenty of learning and activity throughout. School trips, home visits for next years' Reception pupils, rehearsals for our Year 5/6 performance, Rugby Tots sessions for our Reception and Key Stage 1 children and Speed Kix activities for Key Stage 2 have kept us all very busy.

You will be aware that Monday and Tuesday next week are our transition days across the whole school. Our children spend two days with their teachers for next year as part of our transition work. Please support these days by ensuring your children are at school, on time and wearing their uniform with pride. As our pupils will be in different classrooms, it is more important than ever that their property is clearly named. The weather is set to be warm next week so please ensure you send your child to school with a named water bottle.

We look forward to welcoming you to our Summer Fete on Friday 4th June. Please support this event by bringing lots of change and community spirit. All children attending must be accompanied by an adult who can take responsibility for their safety.



Term Dates

Summer Term 2025

TERM STARTS	Monday 28th April 2025
STAFF TRAINING DAY	Friday 23rd May 2025
HALF TERM	Monday 26th May 2025 – Friday 30th May 2025
TERM ENDS	Friday 18th July 2025
STAFF TRAINING DAY	Monday 21st July 2025

Notes:

The 2024/25 Staff Training Days may be subject to change.

School Dates

Monday 30th June & Tuesday 1st July - Year 6 Transition to CWLC

Thursday 3rd and Friday 4th July - Year 6 Bishop Perowne Transition

Thursday 3rd Jul- Science Fair winners to Nunnery Wood High School

Friday 4th July Y1 Traditional Tale Trip to Bishops Wood

Monday 7th July - Year 4 to watch Cricket

Wednesday 9th July Y5-Science Ambassadors to Blessed Edward science collaboration.

Thursday 10th July - Year 6 Transition to Chantry

Friday 11th July - Year 4 Bourton on the Water/Birdland trip

Tuesday 15th July - Oldbury Aspirations - 5pm

Thursday 17th July - Y6 Leavers' Trip to Ninja Warrior

Friday 18th July - Leavers' Assembly & Family Picnic

Weekly Internet Safety Update

Readers of the Week!



Well done to the following children who have particularly stood out this week for an aspect of their Reading.

Monarch: Ryan for his fantastic effort

Carriage: Alfie for his super effort in phonics!

Blenheim Lilah for her super phonics.

Windsor: Hollie for her fluent reading.

Emerald: Dotty- for her great use of character voices when reading her exciting story.

Sapphire: Maisie for working really hard to improve her fluency.

Hampton: Henry - for good discussions in guided reading sessions.

Arrowsmith: Melvin- for fluent and expressive reading when reading our class book aloud.

Solitaire: Beaux - for an outstanding result in her test paper - using all her excellent inference skills.

Newbury: Gracie-Leigh - for reading with expression.

Nelson: Esmée - for great effort in her reading paper and achieving a new high score.

Melrose: Lol-Rose

Henwick:

Woodstock:

Reception

Reception enjoyed a taster session with Rugby Tots on Friday morning. It was a sport that was new to a lot of us and it was great to learn a few skills. We worked with partners to pass the ball, had a go at scoring a try and did our best to kick the rugby balls as far as we could! It was a lot of fun.

"I liked it when we passed the ball over our head [to our partners]" Lottie

"I was really good at kicking the ball" Ruan

"I was so fast at running" Jacob

"You do the Worcester wiggle before you kick" Oscar

"I liked everything!" Lyra







Miss Molloy has not been very good at taking photos this week, so please enjoy some pictures of Monarch tree climbing at Forest school the other week!







24.6.25 Orally rehearse my new story.
25.6.25 As writers WALHT change a story.

Remember

23.6.25 As writers WALHT plan.
What changes are you going to make to the story?
three little birds first found a nest

second found a pig
L.O.S.

third found a pig
L.O.S.

Once upon a time there were three little ladybirds. The ladybirds list with their Mummy was day. There Mummy said you are too big to fly with me so the three little ladybirds found a cow's nest and said that is the home for me. The second ladybird found a pig's home.

24.6.25 Orally rehearse my new story.
25.6.25 As writers WALHT change a story.

Remember

23.6.25 As writers WALHT plan.
What changes are you going to make to the story?
three little birds first found a nest

second found a pig
L.O.S.

third found a pig
L.O.S.

Once upon a time there were three little mice. A boy called William had a ball and he was with him. So the first mouse found a rat's hole. The second mouse found a football. The third mouse found a hole for me. The first mouse found a yellow hole. The second mouse found a hole and the third mouse found a hole. The first mouse found a hole.

23.6.25 As writers WALHT plan.
What changes are you going to make to the story?

three little..... first found a..... second found a..... third found a.....

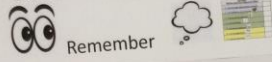
24.6.25 Orally rehearse my new story.
25.6.25 As writers WALHT change a story.

Remember

Once upon a time there were three little tigers. soon they set out to find the man's house. The first tiger found a fox. The second tiger found a snake. The third tiger found a hill. A long came an elephant. The elephant said to the three little tigers let me in. He ate the skin of my back.


24.6.25 Orally rehearse my new story.

25.6.25 As writers WALHT change a story.



23.6.25 As writers WALHT plan.


What changes are you going to make to the story?



Once upon a time there were three little lizards who lived with their mummy. One day their mummy said go and look for your own home. The next day the first little lizard found a hole and said this is the home for me. The second little lizard found a sea and said this is the home for me. The third little lizard found a forest and said this is the home for me.

23.6.25 As writers WALHT plan.

What changes are you going to make to the story?




Once upon a time there was three little monkeys who lived with their mother. And she said you are too big to live here and off they went. The first monkey found a beech and said that's the home for me. The second monkey found a river and said that's the home for me. The third monkey found a forest and said that's the home for me. Along came an angry bear.

Year 3

Well, it has been another extremely busy week in Year 3.

Year 2

We have been having a great time being Explorers this week. In History we have been looking at the journey taken by Earnest Shackleton and his intrepid team- we have planned a time line of his journey. This has linked to our English, when we have read 'The Great Explorer' book and as you can see from our writing, have listed all the things we would need to put in our backpack to go on a rescue mission! We have used our skill of choosing interesting adjectives and using commas in a list. We have further enhanced our writing by using suffixes to describe our explorer journey. All these skills we will use next week in our very last Hot Write in Year 2- exciting times.



1874 1884 1890 1901 1908 1911 1914 1915 1916 1917 1919 1922

1874 The first patent was granted for a portable, foldable, and collapsible tent.

1884 The first patent was granted for a portable, foldable, and collapsible tent.

1890 The first patent was granted for a portable, foldable, and collapsible tent.

1901 The first patent was granted for a portable, foldable, and collapsible tent.

1908 The first patent was granted for a portable, foldable, and collapsible tent.

1911 The first patent was granted for a portable, foldable, and collapsible tent.

1914 The first patent was granted for a portable, foldable, and collapsible tent.

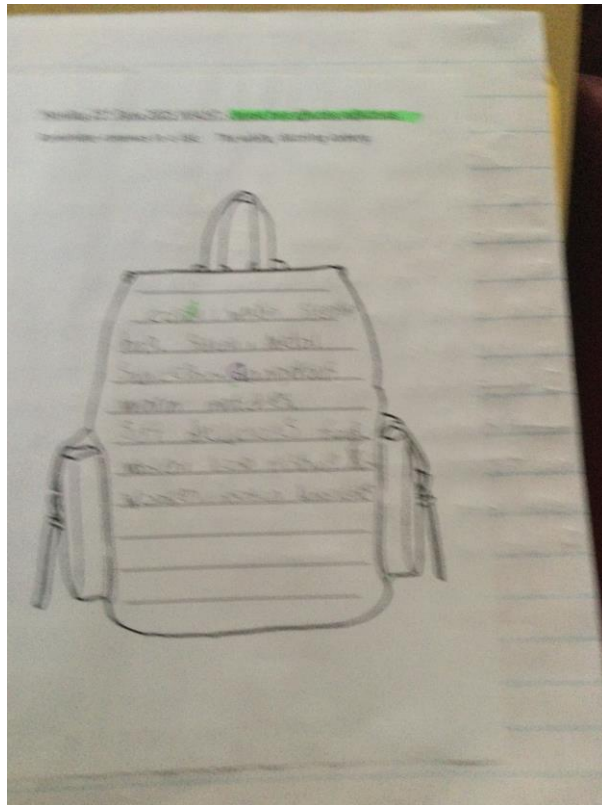
1915 The first patent was granted for a portable, foldable, and collapsible tent.

1916 The first patent was granted for a portable, foldable, and collapsible tent.

1917 The first patent was granted for a portable, foldable, and collapsible tent.

1919 The first patent was granted for a portable, foldable, and collapsible tent.

1922 The first patent was granted for a portable, foldable, and collapsible tent.



Tuesday 24th June 2025 First Draft

Write a narrative about packing for my adventure to find my dad.

- Use commas for a list
- Use adjectives for description

One morning after a wonderful sleep I got dressed then I went ~~down~~ downstairs then I ~~saw~~ saw the news paper and it ~~said~~ said famous explorer lost in the north pole with a picture of my dad on the front.

I ~~felt~~ felt very worried but I was brave enough to save him so I got a back pack and this is what I pack ~~at~~ every thing I need a ~~set~~ ^{delicious} ^{soft} food and a ^{cosy} ^{warm} sleeping bag then I set off on a ~~boat~~ boat.

Monday 23rd June 2025 WALHT Choose two effective adjectives. Remember ~~commas~~ in a list. The white, dazzling iceberg.

pen
 hard, heavy sweater
 shiny, metal canister
 warm, cosy sleeping bag
 hard waddy fishing reel
 sharp, heavy pick
 strong, metal pick
 shiny, glass cup
 warm, soup & tea

First Draft

Tuesday 24th June 2025

Write a narrative about packing for my adventure to find my dad.

- Use commas for a list
- Use adjectives for description

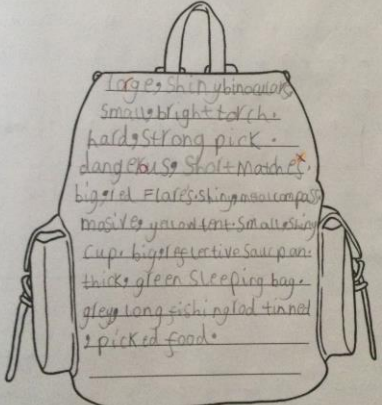
One morning I went to the front door and I could not believe my eyes on the newspaper it was a picture of my dad. I was so sad and worried because he was lost.

After that I packed my bag. I packed my trusty Milky Shakes and tasty scrumptious food and some matches and a hard, metal cup.

Then I went on the boat I saw 2 Killer whales and some great stuff.

Monday 23rd June 2025 WALHT: choose two effective adjectives.

Remember commas in a list. The white, dazzling iceberg.

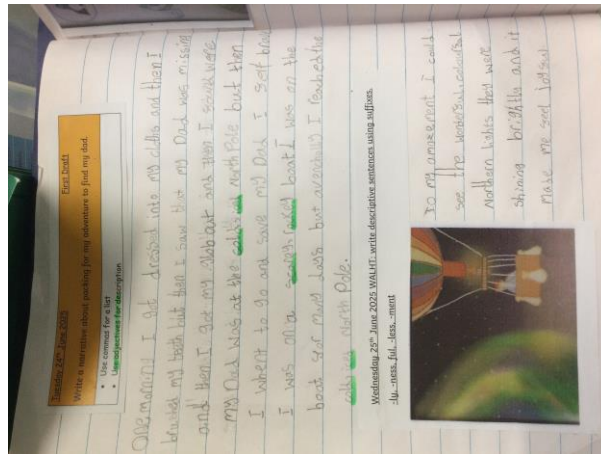


Large ship binoculars
 Small bright torch
 Hard strong pick
 Dangle keys
 Small matches
 Big red Flare stick
 Small compass
 Massive yellow tent
 Small shiny cup
 Big reflective survival
 Thick green sleeping bag
 Grey long fishing rod
 Tin
 Picked food

One day I was sitting in my room and I saw the news paper. I was so shocked to see my dad in the news paper. I said famous reporter was in the news paper. I didn't know what to do. I thought for a minute I decided to go and rescue him. First I thought about what I should take. I checked my pullover, my supplies in my bag. I sailed to my leg. First I checked some tasty, tired, good my metal saucepan, yellow plastic cup, multi ck. Sleeping bag.

Tuesday 24th June 2025
 Write a narrative about packing for my adventure to find my dad.
 • Use commas for a list
 • Use adjectives for description

One Morning When I Woke up I found
 in there because I felt the news paper and
 it said my dad was lost in the north pole so
 I no choice but to save my dad. So I
 packed warm gloves, space
 food, a fishing rod, goggles, a flask, medical kit, a
 tent and a sleeping bag and a torch. Then I set off
 on my journey. On my way I saw some blue
 deer chers. I took weeks to get there but finally
 I got there it was getting late so I set
 up the tent but suddenly the wind the tent blew
 the tent away! I saw a cave near by so I
 decided to sleep in there for the night. In the morning
 I set off to find my dad. Suddenly I saw
 a tent. Dad! I shouted. I ran over to my dad
 he broke his leg so he can't call for
 help so I pulled my flask and a tin



This week, we began a geography sequence of learning focussing on OS maps. We learnt that OS stands for Ordnance Survey and that the first ordnance survey maps were created in 1833, when a study of the UK landscape was undertaken by gunners from the British Army, who were known for their ability to take accurate measures. We also looked at how a key helps you to unlock the map, and that contour lines tell you how steep the land is. Next week, we shall learn how to use grid references to locate features on an OS map.

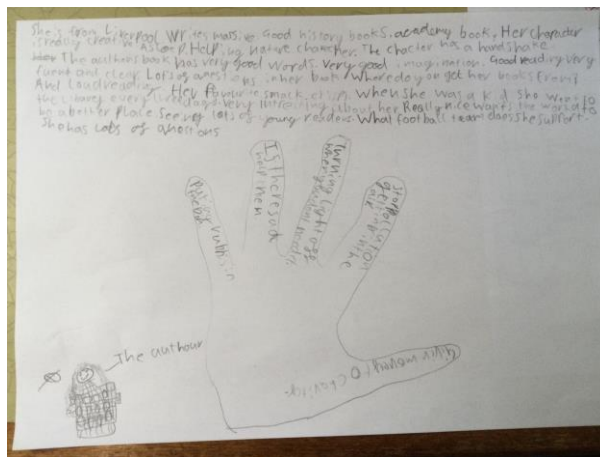
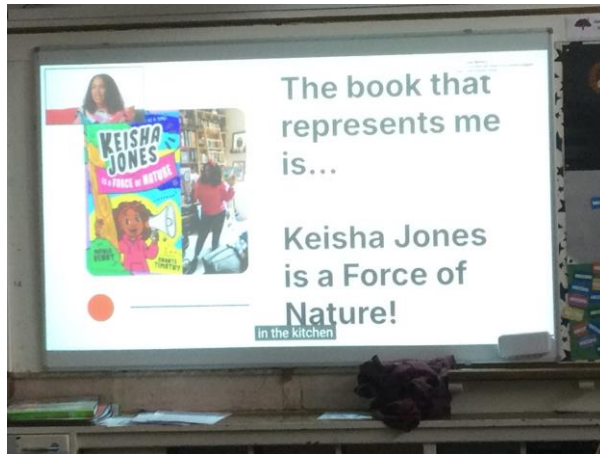
On Wednesday, we were lucky to join a live session with the author Natalie Denny, famous for creating the children's book series Keisha Jones. During the session, we found out some fascinating facts about the author, including that her favourite snack is crisps and that the best thing about being an author is meeting young people. Natalie Denny always wanted to be an author, and she loved books when she was a child, always borrowing new things to read from her local library. She recommended some books from other authors to the children, and then read an extract from her book to the class. She then explained how she wears hearing aids due to being deaf, and the children took part in an activity to learn some simple phrases and greetings using British Sign Language. Natalie Denny discussed the inspiration for her character of Keisha Jones as being an activist for social justice, with her first book focussing on saving bunnies from a pet shop, and the second involving Keisha Jones trying to save green space from being built on. The children were then invited to think of 5 random acts of kindness that they could carry out to make the world a much kinder place to live in. It was a pleasure to listen to Natalie Denny and a great experience for the children.

In English, the children have completed their hot writes, where they have written a persuasive letter to the prime minister, to outline their concerns about the destruction of animal habitats in order to build new houses. This is inspired by the book Window by Jeannie Baker that we have been looking at in our Guided Reading sessions. All of the

children were enthusiastic about this task and used some great persuasive features in their writing.

























Year 4

On Thursday we had a fabulous day outside to collect information and data for our Geography field work. We started by conducting a traffic survey near the river and by observing the river when walking alongside it.

We did lots of walking up towards the marina and Diglis Island and back around to see the weir and fish pass. We saw lots of wildlife on our travels, including some signets.

Our picnic in the park was delightful and gave us the final boost of energy we needed to complete the last test of finding out how fast the river flowed. We used sticks and stop watches to measure how long it took to travel 10 meters along the river. On our journey home, we observed the view of the river, including the railway bridge, road bridge and the cathedral.

Mrs Blasdale and I would like to make a special mention to the behaviour and respect of the children throughout the day. They were calm, sensible and showed respect all day, they were a pleasure to be out in our local community with.
















Year 5

Over the past few weeks Year 5 have been enjoying their current Computing topic which has been all about vector drawings. They have learnt about how graphic designers use vector drawing software to create logos for marketing brands. The children have used PowerPoint to create a range of vector drawings, such as robots, flowers, and other images. They have learnt lots of new skills such as resizing shapes, changing their colours, adding text, bringing images to the front and back, as well as layers several objects to create a repeated pattern. The children finished the unit of work by combining all of these skills and either designing, or redesigning their own logos for a current brand, club, or event. Some of the children chose to design logos for some of the teams of children we have in school such as the

Science Ambassadors, PLT, Eco Council, or Anti-Bullying Champions. You can see some of their brilliant vector drawings below.



Year 6

It's been another busy week in year 6 with lots to be proud of and celebrate. The children have spent most of the time practising for their performance of the X Factory which is really starting to come together as a production. The aim for the end of the week is to have every child knowing their lines without the need of a script.

A highlight of this week was of course one of our Year 6 traditions...Bellboating! We all had a fantastic time on the river! Both groups were taught how to hold the paddle and some paddling techniques then we headed off down towards the Cathedral. Along the way we paddled, sang songs, had races, avoided trees (and swans!), occasionally got stuck on the bank and got a little bit/very (depending on who we were sat by!) wet. The children were all in good spirits and took on this new skill with great effort and determination. It was lovely to see some familiar faces popping down to support us from the river banks and bridge too.

Within the classroom the children have continued to work hard on their projects around a city of their choice in readiness for the Oldbury Park travel convention. Some of these are looking fantastic and again thank you for any support with this offered from home.

Have a lovely weekend!





Contact Us



If you wish to get in touch with the school, please use the following details:

Oldbury Park Primary School

Oldbury Road Worcester WR2 6AA

01905 424878

office@oldburypark.worcs.sch.uk <http://www.oldburypark.worcs.sch.uk/>

Phase email addresses:

For ALL parents, we have set up a new way of contacting Phase Leaders. These email addresses are SOLELY for classroom, pastoral and academic enquiries and NOT for general enquiries which should still come through the office@ email address.

Children in Reception eyfsparents@oldburypark.crst.org.uk (Miss Molloy)

Children in Years 1 & 2 KS1parents@oldburypark.crst.org.uk (Mrs Marks)

Children in Years 3 & 4 LKS2parents@oldburypark.crst.org.uk (Mrs Davies)

Children in Years 5 & 6 UKS2parents@oldburypark.crst.org.uk (Mr Williams)

SENDco Enquiries SENDCO@oldburypark.crst.org.uk (Miss Miller)