



# Oldbury Observer Autumn Term 2025 edition 5

## Mr Irving's Comment

I have had the privilege of welcoming many visitors to the school this week, all of whom have remarked on the warm welcome they received from our pupils and staff, as well as the calm atmosphere throughout the school.

We had two visitors of particular note mid-week: Olympic gold medallist Chris Boardman, who is now the National Active Travel Commissioner, and Emily Cherry, the CEO of Bikeability. These two high-profile visitors joined us as part of a promotional campaign in conjunction with our Bike Bus team. They delivered an assembly to our pupils about their roles and the benefits of active travel. My thanks go to the Bike Bus volunteers who organised this positive event and were able to bring such inspirational visitors to our school.

I would also like to express my gratitude to the many staff members who are running enrichment clubs during lunchtime or after school. We are proud to offer a broad range of clubs that reflect the diverse interests of our pupils.

Finally, thank you for the house plant donations we have received so far. Please, if you are able, keep them coming to help enhance our school environment. Thank you.



1 - Chris Boardman (National Active Travel Commissioner), Emily Cherry (CEO Bikeability) with volunteers from the Oldbury Park Bike Bus.

## Art Competition



### House Group Competition: Art Self Portraits

We are once again running a House Group Competition with a focus on Art. Last year's competition was a wonderful opportunity to celebrate the creativity of our children and to give them a chance to represent their house group.

This year the theme of the competition is quite simply 'Self Portraits'. We invite all pupils to submit a self portrait that celebrates who they are.

**To make our whole school display stunning, we ask for the following support:**

- all portraits on A4 paper or card (portrait orientation, no canvases please)
- all portraits to be of head and shoulders
- all portraits to have your child's name, class and year group clearly written on the back

You may create a portrait by drawing, painting, pastels or collage. You might want to create a background that says something about you – your favourite place, favourite colour(s) or a range of items that illustrate your interests.



As ever, we are most interested to see as many children as possible taking part. If there are any obstacles to this, you or your child can let us know so that we can support you. **We will be celebrating the house group that has the most entries as well awarding prizes to a number of winners in each year group.**

**All entries must be handed in by Friday 10<sup>th</sup> October** – these will then be ready to exhibit and celebrate at Parents' Evening.

Thank you for your support.

Mrs Cartwright – Art and Design Lead

## The Week Ahead

Monday 6th October - Year 4 swimming

Wednesday 8th October - Year 3 visit to Lower Smite Farm (packed lunch needed)

## Term Dates

### Academic Year 2025 to 2026

Term dates Academic Year 2025 to 2026		
Holiday	School closes on	School re-opens on
Autumn Term	Not Applicable	Monday 1 September 2025
Autumn mid-term	Friday 24 October 2025	Monday 3 November 2025
Christmas	Friday 19 December 2025	Monday 5 January 2026
Spring mid-term	Friday 13 February 2026	Monday 23 February 2026
Easter	Friday 27 March 2026	Monday 13 April 2026
Summer mid-term	Friday 22 May 2026	Monday 1 June 2026
End of summer term	Monday 20 July 2026	Not Applicable

### Academic Year 2026 to 2027

Term Dates for Community and Voluntary Controlled Schools for the academic year 2026 to 2027.

Holiday	School closes on	School re-opens on
Autumn Term	Not applicable	Tuesday 1 September 2026
Autumn mid-term	Friday 23 October 2026	Monday 2 November 2026
Christmas	Friday 18 December 2026	Monday 4 January 2027
Spring mid-term	Friday 12 February 2027	Monday 22 February 2027
Easter	Thursday 25 March 2027	Monday 12 April 2027
Summer mid-term	Friday 28 May 2027	Monday 7 June 2027
End of summer term	Wednesday 21 July 2027	Not applicable

## School Dates

Tuesday 14th October - Year 2 to Dudley Zoo

13th October until the 17th October - Food Bank Collection week

Friday 24th October - HALF TERM STARTS

Week commencing 3rd November - Parent consultation meetings

Wednesday 5th November - Y1 Animal Mania visiting (I

Tuesday 11th November - Redditch Gotta Dance for Year 6 dancers

Thursday 13th November - Year 5 Assembly to parents

Monday 17th - Wednesday 19th November - Year 6 Residential Trip

Friday 28th November - School Closed to pupils - Teacher Training day

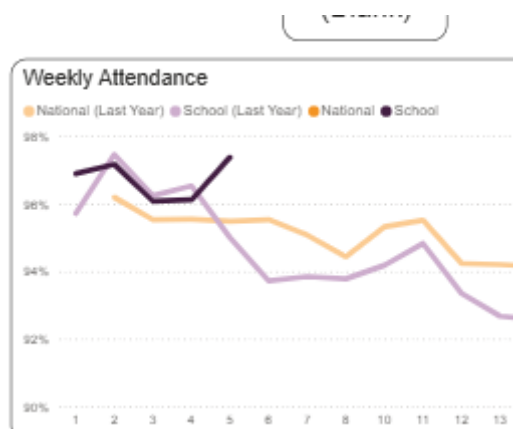
## Attendance Update - **IMPORTANT** for **ALL FAMILIES**

This week, we have maintained high levels of attendance across the school. The image shows a graph comparison between attendance this year (dark blue line) and last year (light purple line) with last year's national attendance (orange). Last year, attendance steadily dropped through the Autumn as the usual flu like symptoms and tummy bugs started going around. Whilst our current upward trend is only one week, you can see that last year we had no upward trending weeks until much later in the term – so this is great news. It means that our current whole school attendance is also a not insignificant 0.42% above last year at this stage.

Current whole school attendance = 96.65% 😊

Current number of pupils who haven't missed a day of school = 233 (219 last year) 😊

Current percentage of the whole who are persistently absent (missing 10% or more – 2 days or more at this stage) = 7.95% (currently top 20% in the country). 😊 😊



## National Hate Crime Week



We will be raising awareness of tolerance, acceptance and inclusion through National Hate Crime Awareness Week, 13th - 17th October. This will include a class assembly and discussions around how this makes pupils feel.



## Oldbury Park vs Red Hill Football Match

Oldbury Park and Redhill Primary met for an exciting Year Six football clash. Both teams showed fantastic energy from the very first whistle, with Oldbury Park creating some early chances and Redhill standing firm in defence. The match was full of brilliant teamwork, determination, and sportsmanship. Oldbury Park pressed hard in the first half, but Redhill broke through with some skilful passing and managed to take the lead and . Despite Oldbury Park's best efforts to equalise, Redhill held strong and added a second goal late in the game.

The final score was a 2–0 win for Redhill Primary, but both sides can be very proud of their performance. The match was played in great spirit, and every player gave their all. Well done to both teams!

## Reception

Reception have really been enjoying their recent PE lessons! We have been focusing on using the hall space safely and have played lots of energetic games. The children have been moving in different ways and at different speeds, practising how to stop and go. We have also been showing off some of our gross motor skills, such as hopping, skipping and balancing on one leg. The children have been working hard to get themselves changed independently too. Please continue to practise these skills as home. Well done, Reception!







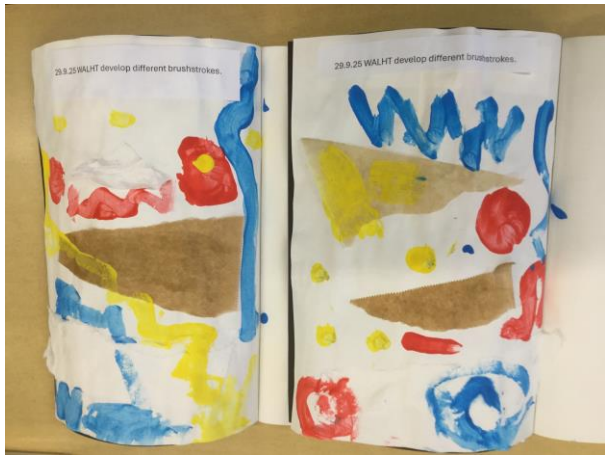



In the next couple of weeks, we will be looking at how we are part of our wider community. As part of this, we would be really grateful if you can send your child in with a photo of your family on Monday 6th October. If you are unable to bring a photo in, please send an online copy to [eyfparents@oldburypark.crst.org.uk](mailto:eyfparents@oldburypark.crst.org.uk) so we can share it in school.


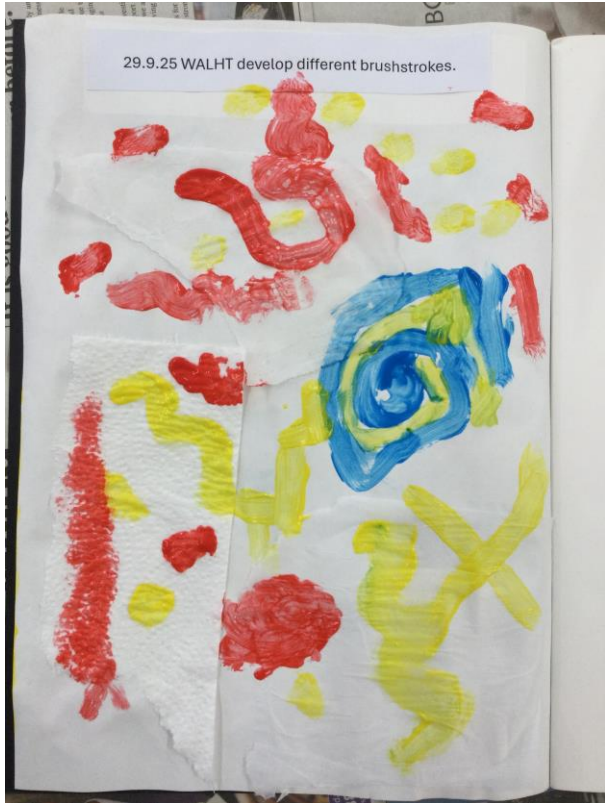
## Year 1


This week in Year 1, the children have been busy in art class, exploring the primary colours: red, blue, and yellow. They have also been experimenting with different brushstrokes to see how these can change the effect of their paintings. It's been delightful to watch their creativity develop through these activities!











## Year 2

Year 2 have been looking at the book 'Greta and the Giants,' we have been using it as a comparison with 'The Kapok Tree' as they both are about the destruction of habitats and global warming. This is linked to our study in geography about the Amazon rainforest. In reading/writing- We have been learning how to make predictions (we discussed that they were an informed guess) and say what we think might happen. We have also been trying to give reasons using clues from the book to justify our answers. We have also been sequencing the story and retelling it to our learning partners.

Just a reminder that Sapphire class are in Forest School on Monday 6th October.




















## Year 3

This week in Year 3, the children had a practical history lesson where they considered the question - How do historians discover what the diet during palaeolithic times was? We then discussed how they would examine fossilised poo to find out what foods people ate. Luckily enough, the Year 3 teachers had managed to get hold of some 'Stone Age poo' which the children were then able to examine. They learnt that at the beginning of the Stone Age, people mostly gathered berries, seeds and plants to eat, whilst sometimes coming across

dead animals to scavenge. As the palaeolithic time period progressed, people became better at hunting, and with the invention of fire, the health and taste of their diets improved. Next, the children looked at the different types of stone tools people would have used. We discussed how difficult it was to chip away at stones to shape them into arrowheads or blades. To experience this, the children were given a bar of soap to chip away at, in order to try and create their own arrowhead. There was great success, along with frustration as the soap cracked just as their arrowhead was nearing completion. Imagine doing this for hours each day!

In English, the children have been practising writing in the past tense and using fronted adverbials of time, to create a recount. We have talked about how to use coordinating and subordinating conjunctions to extend our ideas. The children will go on to write 'A Day in the Life of the Stone Age', using the skills they have learnt.

In Forest School this week, Hampton enjoyed being archaeologists. Many children busied themselves digging for artefacts - and lots were discovered! Meanwhile, a 'tribe' spent the session clearing and building their very own camp. It is great to see the children taking their learning into their play outdoors.

**Reminder: Wednesday 8th October - Trip to Lower Smite Farm.**

**Please wear Forest School clothes, and bring wellies or a change of shoes in a bag. Remember to dress appropriately for the weather as we shall be outdoors for most of the session, including having a waterproof coat in school.**







































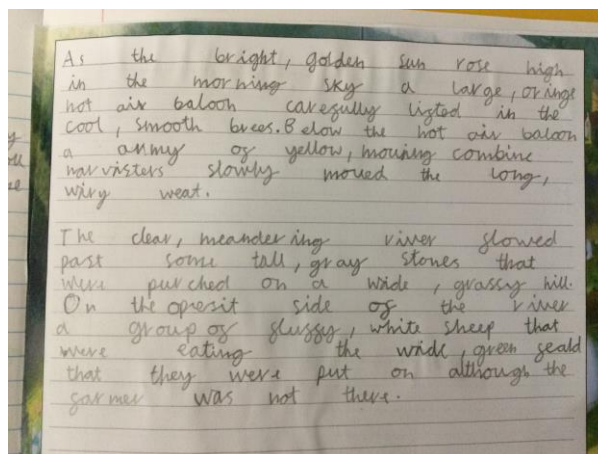
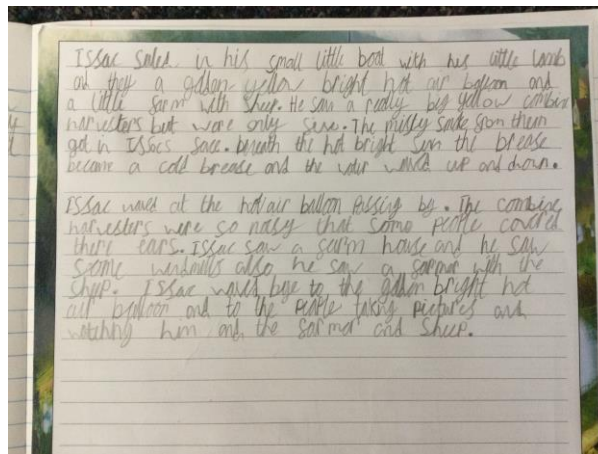
## Year 4

During the last couple of weeks, Year 4 have begun their first writing sequence based on our book, *The Rhythm of the Rain*. The children have learnt how to use expanded noun phrases using interesting adjectives and prepositions to help describe what they saw on a specific page. Below you can see some of our final writing which describes a landscape with a river and farmland nearby.

### TTRS

We are asking for support from home to encourage the children to use TTRS. In the Summer Term the Government Multiplication Tables Check will take place and it is important the children feel as ready for this as they can. TTRS suggest that playing for only 3 minutes a day will enable the children to become fluent in their tables.

House points are also up for grabs for children who are on the most!



It was a bright, warm day and the sun was shining. A bright orange  
hot air balloon was rising into the blue sky. In  
the distance, there were people sitting on a grassy field.  
Across the field, you can see pillars made out of stone. In  
front of the pillars were some young, tall people sitting and  
talking because they were going to the market. They were  
talking to the man who was sitting next to a bright  
blue house (but no gate). Across to the house was a steep hill,  
glorious steep, but they were adaptable.

Behind the steep hill was a small, wooden house on  
the top of a yellow hill. Although it was loud, they  
still had a lot of fun. Over the lake  
there were old wooden houses so no one could go  
in. By the house there was a bright yellow street  
leading to where some were. But then the sky turned  
black but the stars were shining brightly.

As the hot air balloon took off,  
people set up a picnic. The birds  
swam in the river. Fish swam  
throughout the wide, fast  
river. People swam and fished  
in the deep river.

Inside the big, yellow cabin, the  
men worked hard. The tall, thin  
stones stood still. As the wind  
mills spun, wind blew through  
the sails. The cabin harvested  
recessed ploughmen through the  
air.

The tall, dark brown trees leaned from side to  
side when they started reaching for the sun. Meanwhile  
above the woods was a huge, orange, sun's ball, which started  
to descend back to the west. The grassy green ground, which  
the Big Orange air balloons started quietly gliding past.

Although the sun went out, the air quietly approached the dark  
gray formation of rocks. It moved over the bushes as  
the white, misty air which had supplies in. Right in next to it  
was a small island with 2 big, old trees in the middle of the  
channel. One of the people who started to prepare to get on  
a smooth slope.

Next to the river was a big, bright yellow, colorful  
harvesting quickly moving the net. The old farmer took some of  
the sheep and moved the house he wanted to live there when he came  
on. The net was thick, but the old farmer was on a steep  
which had been there for years. Next to the house was a ancient  
windmill slowly gave people the good power to the houses.

Some big yellow tractors were harvesting the large, wide fields while birds flew high above. The fields were being harvested as the beautiful deer river meandered through the peaceful country. Closest to the farm, was a quiet, lush green forest that was quite dense.

Across the river were a couple houses near a little shop. There was a tall windmill next to them with some sheep and in the distance the barn was a field with a man feeding some hungry sheep.

In the middle of the river was a small island home to a few small trees. The river was some tall straight trees with large brown-colored hot air balloons flying down to the lush green grassy banks.

Beside the stone bridge was a small forest home to lots of animals like some birds, but a lot of different interesting birds and some tiny little squirrels.

The deer river flowed calmly as a man looked for the big fish that lived in these river waters. He played patiently on the banks and when they caught a fish after a while.

The country side was really beautiful and peaceful. There were loads of animals lived there and if you took a walk to the river, there were huge trees to make a forest. The river went on all the way to the beautiful beach but to get there you would have to go through the big polished cliffs.

2 - Alex (Newbury)

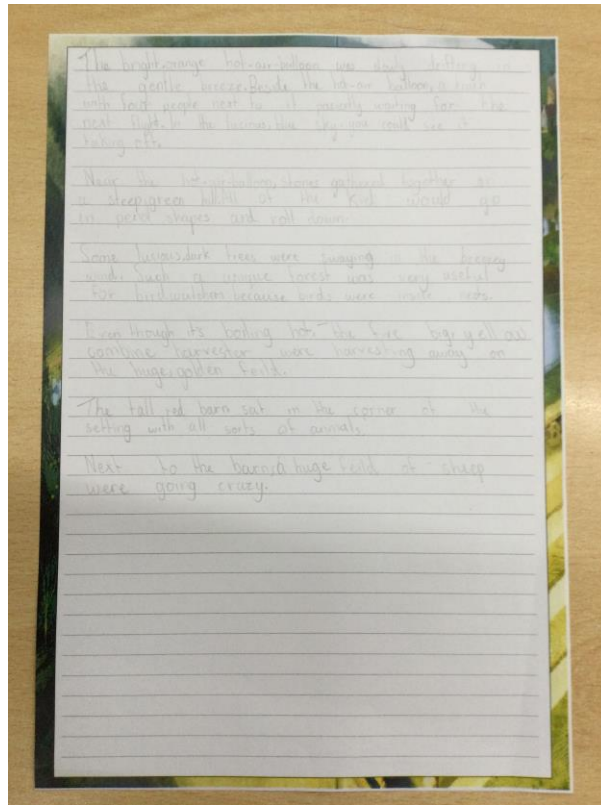
The neon orange hot air balloon floated over the green, bushy forest. The little truck carried a load of bricks next to the hills. The scared sheep hid behind the haybales until the shepherd got back. As the small trees sat in the middle of the water, people went to water it everyday. A wind turbine turned in the distance.

The beautiful water ran around the countryside. Some shooting doves flew across the sky in excitement. The yellow, steamy combine harvester was on the huge field. The long lake twisted and turned. As the bright sun beamed down on all on the country, trees, crops and sunflowers all grew. There was a puddle in the corner.

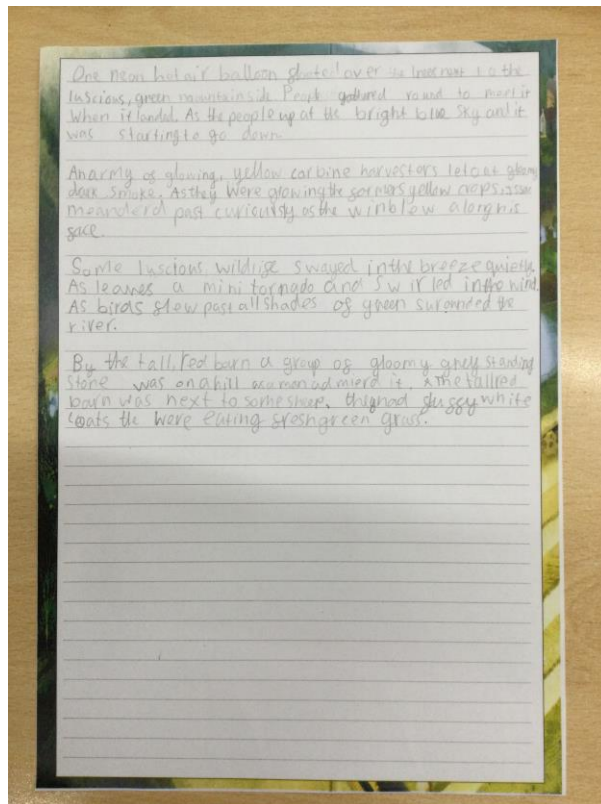
Some people watched out for a while until some fish jumped out of the water next to them. As the old rocks just like the stone bridge, people gathered around to watch and have a chat with their friends. The puddle in the corner was made for splashing and playing in. People in the countryside didn't shove and push, they let people in front and were kind.

Everyone loved watching nature all around them as it helped them survive. People walked a mile just to get warm in their houses. There were lush green hills in the distance. The stream gently flowed along babbling.

3 - Lottie (Newbury)



4 - Sienna (Newbury)



5 - Darcy (Newbury)

As a huge neon orange hot air balloon drifted in the cool breeze the scorching hot sun shone on it before it came to land. Tall cold rocks shine in the sun whilst little children come to climb the famous rocks. Over the river against the small house a tall windmill provided energy throughout the country.

The big army of yellow combine harvesters chop down the farmers crops as they smoke bales out of them. The big meandering river separates to small islands. When the big hot air balloon lands, the people sigh in relief after standing for hours waiting. As the bushes green trees bounced in the cool breeze some fluffy sheep eat the lush green grass. In the bright blue sky fluffy clouds drift in the blue sky.

6 - Freya (Newbury)

The crystal blue river meandered through the valley whilst the neon orange hot air balloon was floating over the countryside. In the distance sheep chewed on the juicy lush green grass. A couple of people took pictures of the well observed sunset. The silver shiny fish leaped in and out and they wriggled left to right. The shabby white clouds floated about the world.

The huge five yellow monsters crawled across the open meadow. But a fisher was trying to catch one of the silver wriggly fish. And some wooden stones stood with sun reflecting on them. Underneath the shabby clouds was calm sheep farm. Over the gloomy bridge was a very nice city. Some people were getting ready for the neon hot neon orange hot air balloon.



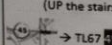
## Year 5

Year 5 have had another busy week. In Geography, the children have been learning how all about four and six-figure grid references and thinking about why and how they might be used in the real world. They have also started to learn how to read these using a map and have been successful at plotting coordinates for a given location on a map.

In Art, the children also had the chance to complete their striking work based upon that of artist Friedensreich Hundertwasser. The children began by enlarging a chosen section of his work and then used paint and finally a sharpie pen to create colourful and eye-catching landscape pieces.

*Hundertwasser*  
grid grid grid grid grid grid grid grid grid  
reference reference reference reference reference

**4 figure grid reference**  
gives a location of a 1km square

1. find the **two-letter** grid square reference of your location
2. identify **where** the co-ordinates meet at your chosen location
3. write the grid square reference, like this:  

4. write the Eastings number **first** (ALONG the corridor)  

5. write the Northings number **second** (UP the stairs)  


27								
26	☎		P					
25		⊕		♻️			⊕	
24			X					
23						🚌		
	04	05	06	07	08	09		


Phone = 0426 ✓  
church #1 = 0825 ✓  
church #2 = 0525 ✓ (818)  
forest = 0423 ✓  
park = 0725 ✓  
parking = 0628 ✓  
campsite = 0628 ✓  
crazean park = 0723 ✓

Longitude and Latitude

## Handwriting


Longitude Latitude Longitude Latitude Longitude Latitude Longitude Latitude

**Latitude**



imaginary lines that start near the equator and never touch  
lines of latitude and longitude  
lines and longitude circles

**Longitude**



imaginary lines that all meet at the poles  
lines at the poles  
called meridians

Equator - separates the earth into the northern and southern hemisphere  
Prime meridian - runs north to south and separates east and west

Do these statements refer to lines of latitude or lines of longitude?  
Draw a line to match each statement to the correct type of line in the boxes on the right.

called meridians	✓	lines of latitude
make up 360° altogether	✗	
define the climate zones	✗	lines of longitude
parallel to one another	✓	
define the time zones	✓	


Monday 29<sup>th</sup> September 2015

## Handwriting

grid grid grid grid grid grid grid grid  
References references references references references

**How to reference**

- gives a location of a 1km square
- find the grid square reference of your location
- identify what the coordinates mean at your chosen location
- write the grid square reference, like this
- write the Eastings number (along the bottom)
- write the Northings number (up the side)



Phoenix = 04 26 ✓  
 Park = 07 25 ✓  
 Sports = 04 23 ✓  
 Park = 05 24 ✓  
 Farmhouse = 07 23 ✓  
 Church = 02 25 ✓  
 Church = 07 25 ✓

Write the 4-figure grid reference for the following places on the map

Spenborough Park 84, 58 ✓  
 A road station 84, 56 ✓  
 Runway Wood 87, 54 ✓

I would give the grid reference 8458 because it's on the line

Firestation = 5841  
 Picnic area = 3556  
 Workshop = 2446







## Year 6

This week, our Year 6 pupils have embarked on an exciting journey through history, diving into our first monarch, William I, and finding out about the Battle of Hastings. It's been fascinating to watch their curiosity unfold and they have really impressed us with their knowledge. In Design and Technology, the children are getting ready to tantalise their taste buds with our new burrito-making project — blending culture with creativity! In maths, our young mathematicians have really hit their stride, mastering the vital skills of multiplying and dividing by powers of 10. It's been a fantastic week, filled with learning adventures that promise both challenge and growth. Keep up the wonderful enthusiasm, Year 6! 🌟

## MAB

## Contact Us



If you wish to get in touch with the school, please use the following details:

### **Oldbury Park Primary School**

Oldbury Road Worcester WR2 6AA

01905 424878

office@oldburypark.worcs.sch.uk <http://www.oldburypark.worcs.sch.uk/>

### **Phase email addresses:**

For ALL parents, we have set up a new way of contacting Phase Leaders. These email addresses are SOLELY for classroom, pastoral and academic enquiries and NOT for general enquiries which should still come through the office@ email address.

Children in Reception [eyfparents@oldburypark.crst.org.uk](mailto:eyfparents@oldburypark.crst.org.uk) (Miss Molloy)

Children in Years 1 & 2 [KS1parents@oldburypark.crst.org.uk](mailto:KS1parents@oldburypark.crst.org.uk) (Mrs Marks)

Children in Years 3 & 4 [LKS2parents@oldburypark.crst.org.uk](mailto:LKS2parents@oldburypark.crst.org.uk) (Miss Moule)

Children in Years 5 & 6 [UKS2parents@oldburypark.crst.org.uk](mailto:UKS2parents@oldburypark.crst.org.uk) (Mr Williams)

SENDco Enquiries [SENDCO@oldburypark.crst.org.uk](mailto:SENDCO@oldburypark.crst.org.uk) (Miss Miller)