



Oldbury Observer Spring Term Edition 4

Mr Irving's Comment

This week I'd like to take the opportunity to share some staffing news with you, some of which you may already be aware of.

Today, Miss Molloy (Monarch Class teacher and EYFS Lead) starts her maternity leave. We thank her for getting Monarch class off to a great start this year and wish her well at this exciting time. We welcome Mr Clarke to the Reception team and Monarch Class after a period of transition working alongside Miss Molloy. Whilst Miss Molloy is on maternity leave, Mrs Davies will use her experience and skills to lead this phase.

At the end of next week we will be saying farewell to Miss Livadiotis, who has been a valuable part of our MAB team for the last year. Miss Livadiotis is relocating out of Worcester and will be taking up a new job, continuing to work with children. We wish her every success in the future and thank her for the care and encouragement she has shown our pupils.

At half term another member of staff will also be relocating — this time across the border to Scotland. Mrs McFee is moving to be closer to family and will be taking up a new professional challenge supporting young adults. Mrs McFee has been an incredibly valuable and much-loved member of the Oldbury Park community for over 15 years, supporting pupils and their families with skill, care and compassion. She has been a central part of many pupils' school experience and we are grateful to have worked alongside her for so many years. We will sorely miss Mrs McFee and wish her every happiness and success as she steps into this new chapter.

Whether welcoming new staff or saying goodbye to colleagues, we are always aware that our caring and hard-working team at Oldbury Park does its best and most effective work when it receives the backing and support of parents and carers who share our aims and values.

Have a lovely weekend.

The Week Ahead

Monday 2nd February - Year 3 visit to Worcester Mosque

Friday 6th February - Reception Local Walk to St. John's Library (letter to follow)

School Dates

Tuesday 10th February- Year 2 Go Green visit to University

Tuesday 10th February- Year 3 Carbon Monoxide workshop provided by Cadent- home letter to follow

Wednesday 11th February - Y4 Go Green visit to University

Wednesday 11th February - Reception Parent Workshop (junk modelling)

Wednesday 11th February- Year 6 Carbon Monoxide workshop provided by Cadent- home letter to follow

Thursday 12th February - Year 3 assembly to parents (2.45pm in Main Hall)

Friday 13th February - Year 2 assembly to parents (2:45pm in the Main Hall)

Thursday 26th February - Year 5 visit to Bishops Wood

Thursday 26th February - Year 4 Times table Event (more to follow)

Monday 23rd February - Year 4 PE at the University of Worcester (during school day)

Thursday 12th March - Year 4 History Trip (Letter to follow)

Term Dates

Academic Year 2025 to 2026

Term dates Academic Year 2025 to 2026		
Holiday	School closes on	School re-opens on
Autumn Term	Not Applicable	Monday 1 September 2025
Autumn mid-term	Friday 24 October 2025	Monday 3 November 2025
Christmas	Friday 19 December 2025	Monday 5 January 2026
Spring mid-term	Friday 13 February 2026	Monday 23 February 2026
Easter	Friday 27 March 2026	Monday 13 April 2026
Summer mid-term	Friday 22 May 2026	Monday 1 June 2026
End of summer term	Monday 20 July 2026	Not Applicable

Academic Year 2026 to 2027

Term Dates for Community and Voluntary Controlled Schools for the academic year 2026 to 2027.

Holiday	School closes on	School re-opens on
Autumn Term	Not applicable	Tuesday 1 September 2026
Autumn mid-term	Friday 23 October 2026	Monday 2 November 2026
Christmas	Friday 18 December 2026	Monday 4 January 2027
Spring mid-term	Friday 12 February 2027	Monday 22 February 2027
Easter	Thursday 25 March 2027	Monday 12 April 2027
Summer mid-term	Friday 28 May 2027	Monday 7 June 2027
End of summer term	Wednesday 21 July 2027	Not applicable

Next week is Storytelling Week!



Next week, beginning 2 February 2026 is National Storytelling Week. At Oldbury Park, the children will take part in daily storytelling sessions and a special virtual event has been organised with an author. Please support us at home by reading lots of stories together and watching short videos of storytellers — these simple activities help children learn new vocabulary, notice patterns of language, and spark their imagination and a lasting love of stories.

The following links are helpful websites where you can find stories and other books to share at home as well as support for your children when reading at home.

[Reading at Home - Oxford Owl for Home](#)

[Storyline Online - Home](#) (You will find lots of videos of famous authors reading stories here)

Thank you for your support!

Miss Jones

Request for toys



We would like to offer the children the opportunity to play with an increased selection of toys at lunchtime, on the Ks2 playground. If you have any of the following toys, in good condition, and would like to donate them to school, please pop them into the office.

We are looking for:

- Building blocks, Duplo, Lego, Stickle bricks.
- Toy cars
- Barbies (+ clothes)
- Dolls (doll clothes, bottles etc.)
- Dinosaurs
- Animals (farm, sea creatures safari etc)

We are not able to take cuddly toys.

Thank you so much for your support with this!

Attendance Update - **IMPORTANT** for ALL FAMILIES

This week, I met with the other Attendance Leads in all of the other Trust schools. Trust-wide data was shared and Oldbury Park continues to sit favourably in comparison to most other Trust schools. The Trust attendance lead praised the systems and processes in place that support the children to have a positive school experience. I also praised the work of our office staff - Lesley and Beth - who work tirelessly to support families and always meet children at the door, sometimes after a difficult start to the day, with a smile and a caring approach. Without doubt, this helps children to make the challenging transition to school and ensures that they are in school as often as possible. I feel very confident that not all schools are quite so lucky as we are!

Mr Williams

PINS - Parental Workshops



PINS in WORCESTERSHIRE

FREE Webinars

Open to all Worcestershire SEND parent carers

Worcestershire **PARENT CARER FORUM**

worcestershire county council


SEND Information, Advice and Support Service Herefordshire & Worcestershire


NHS Herefordshire and Worcestershire

We are excited to be working with our friends at the Parent-Carer Forum and SENDIASS this year to bring you some opportunities to connect with other parents and access some


informative and supportive workshops. The latest of which are below. If you wish to sign up to any of these workshops, please click on the links provided.


 A Guide to SEND

 Wednesday 21 January 2026 (6.30-8.30pm)


 <https://www.eventbrite.co.uk/e/a-guide-to-send-in-herefordshire-worcestershire-tickets-1737499671289>


 A Guide to SEND

 Thursday 22 January 2026 (10am-12pm)


 <https://www.eventbrite.co.uk/e/a-guide-to-send-in-herefordshire-worcestershire-tickets-1737691805969>


 How to have an Effective SEND Meeting

 Wednesday 28 January 2026 (6.30-7.30pm)

 <https://www.eventbrite.co.uk/e/how-to-have-an-effective-meeting-in-herefordshire-worcestershire-tickets-1737841293089>

 How to have an Effective SEND Meeting

 Thursday 29 January 2026 (10-11am)

 <https://www.eventbrite.co.uk/.../how-to-have-an-effective...https://www.eventbrite.co.uk/e/how-to-have-an-effective-meeting-in-herefordshire-worcestershire-tickets-1737844653139>

 An Introduction to Dyslexia

 Wednesday 4 February 2026 (6.30-8.30pm)

 <https://www.eventbrite.co.uk/e/an-introduction-to-dyslexia-for-herefordshire-worcestershire-parent-carer-tickets-1737846358239>

👉 Introduction to Dyslexia

📅 Thursday 5 February 2026 (10am-12pm)

🔗 <https://www.eventbrite.co.uk/e/an-introduction-to-dyslexia-for-herefordshire-worcestershire-parent-carer-tickets-1737846960039>

Want to hear about more SEND events in Worcestershire? Follow Worcestershire Parent Carer Forum on [Facebook](#), on [Eventbrite](#) or become a [WPCF member](#).

Reception

Carriage Class had a very muddy Forest School session this week!

The muddy puddles provided some great opportunities for developing our Maths and problem-solving skills. The children estimated how deep and how wide the puddles were, predicting whether they could step into them or over them without getting wet. They compared where the water came up to on their wellies too. We were also really impressed with the children's ideas of how to get across the puddles. There was a lot of determination, perseverance and brilliant teamwork! Well done!









Next Friday (6th Feb), Reception will be going on a local walk and will be visiting St. John's Library.

Please ensure that your child comes to school on Friday wearing a warm, waterproof coat.

Thank you.

Key Stage 1

We had a great day on Tuesday, all revolving around science, we held demonstrations of experiments in the hall. First we asked the children to predict — “What will happen if the baking powder and vinegar meet?” They were very excited when the large pop bottles were held up!! We put measured vinegar in the bottle. Held the balloon open and use a funnel to put the bicarbonate into the balloon (don't let any fall in yet). We showed the pupils the bottle and balloon separately. we then stretched the balloon mouth over the bottle neck, keeping bicarbonate in the balloon. We then lifted the balloon so the bicarbonate falls into the vinegar. We took a huge step back and watched the reaction inflate the balloon.

“Something is making bubbles and the balloon is filling with air.” We discussed this at length and the children were able to say what they thought and used great scientific language- chemical reaction, gas, explosion! “What do you see? What sound do you hear? How can we describe it?”

We tried the Balloon Rocket experiment. What will happen when we let the balloon go? The children said, ' the air escapes out the back.' ' That push makes the balloon move along the

string. 'We talked about that we call that a force. It's like when you blow a toy boat to make it move. We talked about trouble shooting when our balloon didn't work, we asked these questions and the children were very knowledgeable: If the balloon wobbles or veers: make the string taut, centre the straw, tape straw to balloon so alignment is steady, shorten the straw or use a smoother one. Balloon moves slowly: inflate more (but not over-stretched), slope the string slightly downwards, reduce friction (smoother straw). Balloon pops: too much air or the balloon scrapes on a rough support — reduce inflation and clear sharp edges.

Mrs Marks and Mrs Screen inflated a balloon each and tied it. We showed it to the children and asked: "Will it pop if we poke it?" (we collected quick predictions). We tried the safest spot. We held the balloon taut so it's smooth and not wrinkled. We lightly coated the toothpick tip with Vaseline and then gently pressed the toothpick slowly into the thick area (not a fast jab). But Mrs Screen's balloon burst!!! Mrs Marks managed to push her toothpick all the way in without popping her balloon- well done! She pointed out to the pupils the tiny hole (if any) and explained what happened. The children were so excited- we have encouraged the children to try some experiments at home - with permission.


What clever children we have in our Key Stage.





















Year 3

In Maths, the children have been working with unit fractions, finding fractions of amounts and objects, comparing and ordering fractions, and developing a secure understanding of the whole.

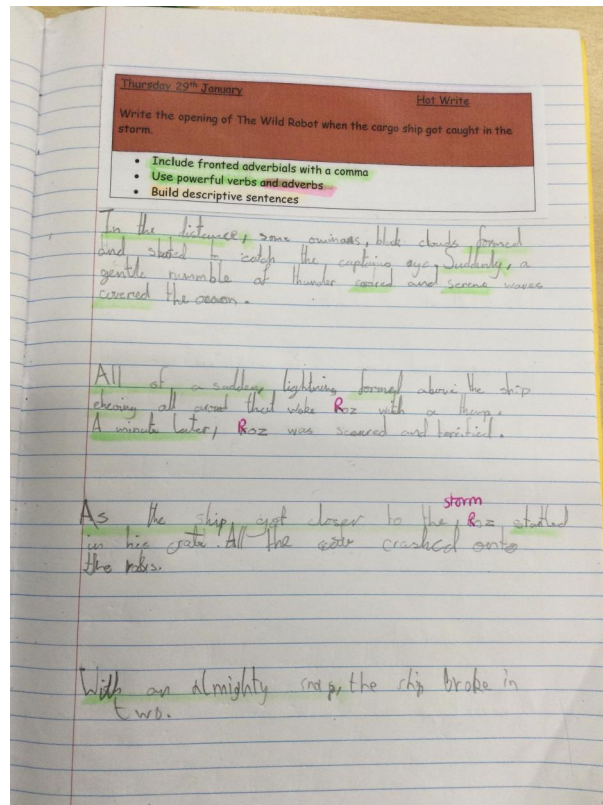
In English, the children have been sequencing events clearly, improving descriptive language, and planning their writing before completing a hot write later in the week. Our work continues to be inspired by *The Wild Robot*, which they also enjoyed through shared reading and a class film viewing.

In Science, we've been learning about non-contact forces, with a particular focus on magnets. The children investigated how magnets attract and repel, explored magnetic and non-magnetic materials, and observed how magnetic forces can act at a distance. They were also encouraged to make predictions, test ideas, and explain their findings using scientific vocabulary.

In Art, the children are working as artists to experiment with the effects of adding water to pen. Using coffee filter paper, they explored how the material absorbs liquid and allows colour to spread and blend. The children observed how water changes line, tone, and intensity, creating soft, unpredictable effects. This practical session encouraged experimentation, careful observation, and discussion about how different materials and techniques can be used to create interesting textures and patterns.

In PE, the children were thrilled to take part in a special session led by GB athlete Jemima Yeats-Brown as part of the Great Athletes programme. Jemima shared her experiences of training and competing at an elite level, inspiring the children to think about resilience, determination, and setting personal goals. The session included practical physical challenges that encouraged teamwork, perseverance, and a positive attitude, leaving the children motivated and excited about keeping active and striving to do their best.

Reminder: Monday is our trip the Mosque!



Thursday 29th January

Hot Write

Write the opening of The Wild Robot when the cargo ship got caught in the storm.

- Include fronted adverbials with a comma
- Use powerful verbs and adverbs
- Build descriptive sentences

In the distance, clouds started to form. Immediately, lightning flashed, thunder boomed, rock. Without warning, large metal cargo ship started to rock to side to side.

After a while, heavy rain started to catch the captain's eyes. Moments later, lightning flickered in the distance. All of a sudden, raising wind started to whistle in the distance.

As the ship got closer the storm, pitch-black sky began to wobble. Quickly, waves cracked, lightning flashed, thunder boomed. Out of nowhere, towering waves crashed on the side of the ship. For seconds, the captain slid the ship side to side.

Moments later, the storm intensified. Thunder roared, echoing around the pitch-black landscape. Without warning, lightning flashed overhead illuminating the terrifying waves rolled the ship by side by side.

With a big (massive) wave, it cracked. The ship in half and it went down, down, down.

- Include fronted adverbials with a comma
- Use powerful verbs and adverbs
- Build descriptive sentences

In the distance, there was a huge storm. The storm had some rain, thunder, ominous black clouds, huge waves and lightning bolts of lightning. After a few minutes, rain started to spit. It was ok, though, rumbled but just heavy. The rain started to rain not pouring just rain but it wasn't pleasant.

As the heavy rain, ship went and it started to go into the storm. A few minutes later the rain wasn't just rain it was now pouring and pouring and pouring. Luckily no lightning, maybe a little bit. The waves crashing, rubbing against the ship.

Over head, large streaks of lightning flashed against the ship. It left a huge hole in the boat so all of the containers fell in. When the captain realised it, he said "Send a man down to get the pipe." When he got up, he was gone.

With a snap of a finger, the boat sank.

Thursday 29th January Hot Write

Write the opening of The Wild Robot when the cargo ship got caught in the storm.

- Include fronted adverbials with a comma
- Use powerful verbs and adverbs
- Build descriptive sentences


In the distance, ominous dark clouds began to gather, casting a shadow over the sea. There was a cold breeze, the seas were calm. ^{As} the ship got closer to the storm, the captain ^{saw} a flash of lightning. The pitch black sky got darker. The wooden crates on the ship started to shake.

Rain began to pour. The captain heard thunder ^{and} lightning ^{clashed}. After the waves got powerful, waves started to crash on the sides of the ship. Waves pushed the ship and crates got ^{peached} ^{over} ^{board}.

Overhead thunder boomed, lightning struck. The captain was worried. Waves ^{crashed} ^{and} seas were angry. A lightning burst from the sky ^{powerfully}, ^{like} ^{thunder} hit the ship. Someone ^{cried} ^{then} he fell into the sea. A few minutes later, the crew member came back. Lightning struck the top of the ship.

After the deck sunk to the bottom of the ocean floor they were never seen again, but ^{then} the ^{captain} ^{survived}.


I'm very impressed
Driver - keep it up!
*HP Miss Jones




appear guide guide


All of a sudden, thunder rumbled loudly across the darkening sky towards the ship.



Moments later, lightning raged above the ship illuminating the darkness.

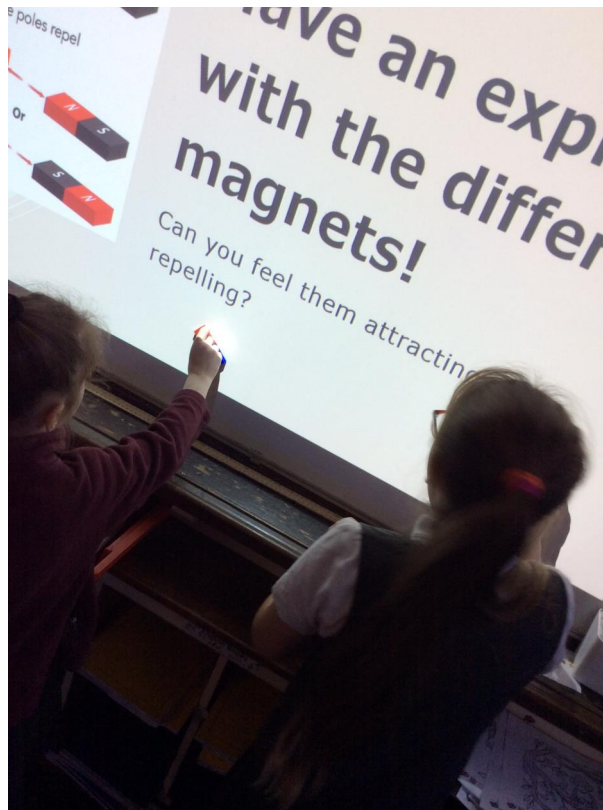












YEAR 4, 5 & 6 YOUNG VOICES

What a day we had on Tuesday!


We took over 100 children to the BP Pulse Live Arena in Birmingham to take part in the Young Voices Choir. Since the Autumn term, the children have been busy learning new songs and choreography to celebrate 30 years of the Young Voices Choir.


Our day was rather busy with rehearsals and our performance going on into the night.

The children sang a Wicked medley, sea shanties, The Power in Me, You'll be in my Heart, a Night Fever medley and of course, a hip hop battle with Urban Strides!

It was an incredible evening that got all of us on our feet, singing and dancing together. An incredible opportunity to be lead by a conductor and sing with a live band.

Thank you for your support in ensuring the children were ready and prepared for the long day.











KS2 Greater Athletes Events

Oldbury Park Primary buzzed with excitement as we welcomed Greater Athlete Jemima Yeats-Brown! Throughout the day, each class tackled a challenging circuit, buoyed by the enthusiastic cheers of their classmates. Jemima then shared her inspiring journey in a whole-school assembly, detailing the skills and dedication that shaped her success. A huge thank you to everyone for their generous sponsorship, which made this fantastic event possible!



















Contact Us



If you wish to get in touch with the school, please use the following details:

Oldbury Park Primary School

Oldbury Road Worcester WR2 6AA

01905 424878

office@oldburypark.worcs.sch.uk <http://www.oldburypark.worcs.sch.uk/>

Phase email addresses:

For ALL parents, we have set up a new way of contacting Phase Leaders. These email addresses are SOLELY for classroom, pastoral and academic enquiries and NOT for general enquiries which should still come through the office@ email address.

Children in Reception eyfsparents@oldburypark.crst.org.uk (Miss Molloy)

Children in Years 1 & 2 KS1parents@oldburypark.crst.org.uk (Mrs Marks)

Children in Years 3 & 4 LKS2parents@oldburypark.crst.org.uk (Miss Moule)

Children in Years 5 & 6 UKS2parents@oldburypark.crst.org.uk (Mr Williams)

SENDco Enquiries office@oldburypark.crst.org.uk (FAO: Miss Miller)